

ALVA'S INSTITUTE OF ENGINEERING AND TECHNOLOGY.
A Unit of ALVA'S EDUCATION FOUNDATION @, Moodbidri, D.K. Karnataka 574 227.

INCOME & EXPENDITURE ACCOUNT FOR THE YEAR 01-April-2019 to 31-March-2020

PREVIOUS YEAR	EXPENDITURE	CURRENT YEAR	PREVIOUS YEAR	INCOME	CURRENT YEAR
49,42,319	Advertisement & Promotional Cost	32,84,752	12,41,65,129	Tution Fees Collected	18,37,29,244
10,40,30,349	Employment Cost	8,99,13,319	21,35,843	University Fee Collected	36,27,810
11,70,657	Festival & Celebrations Cost	19,20,914	3,58,99,514	Miscellaneous Income	78,99,985
2,32,480	General & Administrative Cost	5,21,688	38,95,294	Provident Fund/ESI Collected	33,07,755
1,08,79,934	Occupency Expenses	1,00,91,945	3,58,400	Professional Tax Collected	3,13,200
1,29,97,863	Operating Cost	1,44,59,831	81,096	Interest Received	81,980
17,50,643	Seminar & Workshop Cost	48,05,190	64,80,675	Examination Fees Received	58,59,909
33,60,669	Software & Website Expenses	9,93,972	60,000	Donation Received	-
2,00,896	Sports Cost	2,95,892	1,56,480	Seminar & Workshop Income	-
1,02,56,192	Students Cost	2,10,76,978			
-	Vehicles Cost	66,49,982	65,84,317	Excess of Expenditure over Income	-
-	Interest on Bank Loan				
2,99,94,745	Depreciation	2,75,89,382			
-	Excess of Income over Expenditure	2,32,16,039			
<u>17,98,16,748</u>	TOTAL	<u>20,48,19,883</u>	<u>17,98,16,748</u>	TOTAL	<u>20,48,19,883</u>



Date : 09.11.2020
Place : Mangalore

Dr. M. Mohan Alva
Dr. M. MOHAN ALVA
CHAIRMAN

[Signature]
PRINCIPAL
Alva's Institute of Engg. & Technology,
Moodbidri - 574 225, D.K.

COMPILED FROM CONSOLIDATED(AUDITED)
FINANCIAL STATEMENTS
FOR P. DEVKUMAR & CO.,
CHARTERED ACCOUNTANTS

[Signature]
(K. DEVADAS NAYAK, F.C.A.)
PARTNER
M.NO.28366
F.R.NO. 000736S




ALVA'S INSTITUTE OF ENGINEERING AND TECHNOLOGY,
A Unit of ALVA'S EDUCATION FOUNDATION @, Moodbidri, D.K. Karnataka 574 227.

BALANCE SHEET AS AT 31st March, 2020

PREVIOUS YEAR Rs.	CAPITAL & LIABILITIES	SCH	CURRENT YEAR Rs.	PREVIOUS YEAR Rs.	PROPERTIES AND ASSETS	SCH	CURRENT YEAR Rs.
21,74,34,968	CAPITAL ACCOUNT	A	19,73,62,624	23,56,65,619	FIXED ASSETS	F	21,78,75,193
2,42,95,482	OTHER CURRENT LIABILITIES & PROVISIONS	B	2,34,63,819	38,00,000	CURRENT ASSETS	C	15,00,000
				16,20,108	LOANS & ADVANCES	D	9,84,820
				6,44,723	CASH AND BANK BALANCES	E	4,66,430
<u>24,17,30,450</u>			<u>22,08,26,443</u>	<u>24,17,30,450</u>			<u>22,08,26,443</u>

Date : 09.11.2020
Place : Mangalo

Dr. M. MOHAN ALVA
CHAIRMAN



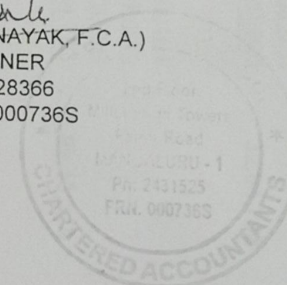
COMPILED FROM CONSOLIDATED(AUDITED)
FINANCIAL STATEMENTS
FOR P. DEVKUMAR & CO.,
CHARTERED ACCOUNTANTS

(K. DEVADAS NAYAK, F.C.A.)

PARTNER

M.NO.28366

F.R.NO. 000736S



ALVA'S INSTITUTE OF ENGINEERING AND TECHNOLOGY
A Unit of ALVA'S EDUCATION FOUNDATION ®

**SCHEDULES TO THE INCOME & EXPENDITURE ACCOUNT FOR YEAR ENDING 31-
MARCH-2020**


PARTICULARS	Rs.	Rs.
1 Advertisement & Promotional Cost		
Advertisement Expenses	27,03,852	
Donations-Paid	2,52,000	
Patent Expenses	1,08,900	
Service Charges	2,20,000	
	32,84,752	32,84,752
2 Employment Cost		
Teaching & Non Teaching Salary	8,24,92,191	
Provident Fund Paid	67,18,335	
Profession Tax Paid	3,18,000	
ESI Paid	3,84,793	
	8,99,13,319	8,99,13,319
3 Festival & Celebrations Cost		
Alvas Pragathi Expenses	46,748	
College Day/ Graduation Day Expenses	13,63,812	
Cultural Program Expenses	5,10,354	
	19,20,914	19,20,914
4 General & Administrative Cost		
Bank Charges, Interest & Comission paid	66,519	
Garden Maintenance	1,15,773	
License & Approval Charges	90,470	
Penal Damage/Interest Paid	2,23,914	
Pooja Expenses	20,820	
Sundry Expenses	4,192	
	5,21,688	5,21,688
5 Occupency Expenses		
Electricity Charges	65,21,177	
Generator Expenses	4,41,087	
Rent Paid	4,000	
Solar Electricity Charges	4,00,629	
Telephone Charges	27,25,052	
	1,00,91,945	1,00,91,945



ALVA'S INSTITUTE OF ENGINEERING AND TECHNOLOGY
A Unit of ALVA'S EDUCATION FOUNDATION ®

**SCHEDULES TO THE INCOME & EXPENDITURE ACCOUNT FOR YEAR ENDING 31-
MARCH-2020**

PARTICULARS	Rs.	Rs.
6 Operating Cost		
Admission Expenses	2,91,406	
Annual Maintenance Charges	51,301	
Building Maintenance	3,52,276	
Cleaning & Maintenance	35,92,900	
Computer Maintenance	53,750	
Electrical Maintenance	1,51,895	
Inspection Expenses	52,000	
Lab Maintenance	3,75,692	
Library Subscriptions, Magzine & Membership Fees	11,56,839	
News Papers & Periodicals	54,298	
Postage & Courier Charges	29,134	
Printing & Stationery	10,57,675	
Refreshment & Lodging Expenses	1,60,559	
Registration & Renewal Expenses	23,500	
Repairs & Maintenance	16,43,272	
Shifting Work	1,22,600	
Travelling & Conveyance	4,09,981	
University & Affiliation Expenses	48,80,753	1,44,59,831
7 Seminar & Workshop Cost		48,05,190
8 Software & Website Expenses		
Software Development Expenses	43,847	
Website Renewal & Maintenance	9,50,125	9,93,972
9 Sports Cost		2,95,892
10 Students Cost		
Examination Expenses	61,91,593	
NCC Expenses	11,667	
NSS Expenses	8,900	
Placement Expenses	24,59,248	
Project Sponsorship	4,27,194	
Students Freeship	1,16,79,280	
Students Welfare Expenses	2,99,096	2,10,76,978
11 Vehicles Cost		
Vehicle Diesel Expenses	48,79,659	
Vehicle Insurance Charges	8,56,212	
Vehicle Maintenance	9,14,111	66,49,982
TOTAL		<u><u>15,40,14,463</u></u>



SCHEDULES TO THE BALANCE SHEET AS AT 31st March, 2020

PARTICULARS	Rs.	Rs.
-------------	-----	-----

SCHEDULE 'A' - CAPITAL ACCOUNTS:

Balance As Per Last Balance Sheet	21,74,34,968.00	
Add: Contribution from AEF for the Year	4,32,88,382	
Add: Excess of Income Over Expenditure	2,32,16,038.55	19,73,62,624.45
		<u>19,73,62,624.45</u>

SCHEDULE 'B' - OTHER CURRENT LIABILITIES AND PROVISIONS:

SALARY PAYABLE:	1,60,64,358.00	
TDS Payable	77,050.00	1,61,41,408.00

OTHER LIABILITIES:

LIC payable	85,714.00	
Other payable student	69,95,590.00	
Sundry Creditors	2,41,107.00	73,22,411.00
		<u>2,34,63,819.00</u>

SCHEDULE 'C' - CURRENT ASSETS & DEPOSITS:

BANK DEPOSITS:

Canara Bank FD AIET-674(2764303000030)	15,00,000.00
	<u>15,00,000.00</u>

SCHEDULE 'D' - LOANS & ADVANCES:

Advance Salary & Loan	22,053	22,053
-----------------------	--------	--------

OTHERS RECEIVABLES:

Exam Remuneration	3,97,086.00	
Library Deposit	1,000.00	
Nss Receivable	22,500.00	
VGST Grant	4,95,584.00	
Vision Group	46,597.00	9,62,767.00
		<u>9,84,820.00</u>

SCHEDULE 'E' - CASH AND BANK BALANCES:

<u>CASH IN HAND</u>	2,388.00
----------------------------	----------

BANK BALANCES:


Canara Bank C/A - 115	76,217.06
Canara Bank C/A - 1004	3,87,825.00
State Bank of India - 170	
	<u>4,66,430.06</u>




ALVA'S INSTITUTE OF ENGINEERING AND TECHNOLOGY.

Part of ALVA'S EDUCATION FOUNDATION @, Moodbidri, D.K. Karnataka 574 227.

Description	GROSS BLOCK					DEPRECIATION				NET BLOCK	
	As on 01-04-2019	Additions During the Year More than 180 Days	Additions During the Year Less than 180 Days	Deductions During the Year	As at 31-3-2020	Up to 31-3-2019	Rate	For the Year	As at 31-3-2020	As at 31-3-2020	As at 31-3-2019
LAND	52,06,477.00	0.00	0.00	0.00	52,06,477.00	0.00	0%	0.00	0.00	52,06,477.00	52,06,477.00
Statue	1,60,000.00	0.00	0.00	0.00	1,60,000.00	0.00	0%	0.00	0.00	1,60,000.00	1,60,000.00
BUILDINGS											
Engineering Library Building	3,66,03,800.00	0.00	0.00	0.00	3,66,03,800.00	1,96,58,378.02	10%	16,94,542.20	2,13,52,920.22	1,52,50,879.78	1,69,45,421.98
Engineering Mechanical Block	13,70,17,057.00	0.00	0.00	0.00	13,70,17,057.00	6,15,59,009.64	10%	75,45,804.74	6,91,04,814.38	6,79,12,242.62	7,54,58,047.36
Engineering College	12,03,68,123.60	0.00	0.00	0.00	12,03,68,123.60	7,39,23,009.09	10%	46,44,511.45	7,85,67,520.54	4,18,00,603.06	4,64,45,114.51
Transformer	30,51,232.00	0.00	0.00	0.00	30,51,232.00	17,39,107.78	10%	1,31,212.42	18,70,320.20	11,80,911.80	13,12,124.22
FURNITURE & FIXTURES											
EPABX	8,77,16,392.00	2,04,440.00	2,02,351.00	0.00	8,81,23,183.00	4,55,37,709.06	10%	42,48,429.84	4,97,86,138.90	3,83,37,044.10	4,21,78,682.94
	16,16,170.97			0.00	16,16,170.97	9,76,465.31	10%	63,970.57	10,40,435.88	5,75,735.09	6,39,705.66
Library Books	47,94,671.00	5,855.00	89,727.00	0.00	48,90,253.00	47,22,970.00	100%	1,22,419.50	48,45,389.50	44,863.50	71,701.00
ELECTRICAL EQUIPMENTS											
Telephone Instuments	1,08,34,495.00	4,01,222.00	2,52,404.00	0.00	1,14,88,121.00	44,68,288.29	10%	6,89,363.00	51,57,651.29	63,30,469.71	63,66,206.71
	7,06,129.00	0.00	11,340.00	0.00	7,17,469.00	4,06,460.30	10%	30,534.00	4,36,994.30	2,80,474.70	2,99,668.70
ELECTRICAL FITTINGS											
Electrical Fittings	1,13,33,257.00	20,403.00	62,035.00	0.00	1,14,15,695.00	59,73,944.12	10%	5,41,073.00	65,15,017.12	49,00,677.88	53,59,312.88
Airconditioner	29,77,947.00			0.00	29,77,947.00	16,20,139.17	15%	2,03,671.00	18,23,810.17	11,54,136.83	13,57,807.83
Generator	50,70,840.00			0.00	50,70,840.00	30,96,045.41	15%	2,96,219.00	33,92,264.41	16,78,575.59	19,74,794.59
Lab Equipments	3,91,80,439.00	66,218.00	2,62,342.00	0.00	3,95,08,999.00	1,65,79,058.08	15%	34,19,815.00	1,99,98,873.08	1,95,10,125.92	2,26,01,380.92
Sign Boards	10,50,145.00	7,35,258.00	1,14,259.00	0.00	18,99,662.00	7,37,597.21	15%	1,65,740.00	9,03,337.21	9,96,324.79	3,12,547.79
Sports Material	6,05,057.00	16,595.00	0.00	0.00	6,21,652.00	1,35,074.00	15%	72,987.00	2,08,061.00	4,13,591.00	4,69,983.00
Linen & Curtain	66,988.00			0.00	66,988.00	13,884.00	10%	5,310.00	19,194.00	47,794.00	53,104.00
Musical Instrument	51,340.00			0.00	51,340.00	11,834.00	10%	3,951.00	15,785.00	35,555.00	39,506.00
Elevator	27,27,668.00	3,66,359.00	10,44,178.00	0.00	41,38,205.00	1,36,383.00	10%	3,47,973.00	4,84,356.00	36,53,849.00	25,91,285.00
VEHICLES											
Ford Icon Car	6,43,019.00	0.00	0.00	0.00	6,43,019.00	5,16,425.06	15%	18,989.00	5,35,414.06	1,07,604.94	1,26,593.94
VEHICLES- Commercial											
Buses	3,58,81,423.00	0.00	0.00	0.00	3,58,81,423.00	3,35,91,939.28	30%	6,86,845.00	3,42,78,784.28	16,02,638.72	22,89,483.72
COMPUTERS											
	5,02,06,627.00	5,22,798.00	54,21,172.00	0.00	5,61,50,597.00	4,67,99,957.64	40%	26,56,021.00	4,94,55,978.64	66,94,618.36	34,06,669.36
TOTALS	55,78,69,297.57	23,39,148.00	74,59,808.00	0.00	56,76,68,253.57	32,22,03,678.46		2,75,89,381.72	34,97,93,060.18	21,78,75,193.39	23,56,65,619.11


PRINCIPAL
 Alva's Institute of Engg. & Technology,
 Moodbidri - 574 225, D.K.




INCOME & EXPENDITURE ACCOUNT FOR THE YEAR 01-April-2018 to 31-March-2019

PREVIOUS YEAR	EXPENDITURE	CURRENT YEAR	PREVIOUS YEAR	INCOME	CURRENT YEAR
9,66,32,421	Salary & Allowances paid	9,40,37,940	11,63,15,092	Tution Fees collected	13,02,22,249
20,41,973	Honararium	15,71,733		Less: Student Freshship	60,57,120
3,49,600	Profession Tax paid	3,60,900			12,41,65,129
72,23,640	Provident Fund	75,12,606			
30,21,566	Staff & Student Welafre Expenses	16,62,972	12,68,200	University Fee collected	21,35,843
46,87,490	Affiliation fees, Admission, Reg. fees	20,47,226	3,56,99,891	Miscellaneous Income	3,58,99,514
25,300	Membership Fee	2,44,668	40,53,183	Provident Fund Receipt	38,95,294
67,59,779	Examination Fees paid	66,72,084	3,81,400	Professtional Tax Receipt	3,58,400
14,71,531	Seminar & Workshop	17,50,643	1,17,914	Interest Received	81,096
3,24,786	Sports Expenses	2,00,896	71,36,016	Examination Fees Received	64,80,675
28,12,947	Electricity Charges	69,66,394	20,000	Donation received	60,000
8,36,221	Printing & Stationery	7,50,342	12,93,050	Revaluation Fees	-
1,78,440	Postage & Telegram	1,19,983	6,79,000	Seminar & Workshop Income	1,56,480
5,21,575	Travelling & Conveyance	5,15,469			
2,52,023	Refreshment charges	4,88,269	2,24,48,457	Excess of Expenditure over Income	65,84,317
25,32,938	Telephone & Internet charges	25,46,610			
2,53,940	Newspaper & Periodicals	2,30,956			
77,99,925	Repairs & Maintenance	72,10,702			
1,22,655	Generator Expenses	6,35,266			
4,953	Bank charges	23,659			
1,48,974	Sundry Expenses	18,678			
5,80,959	Cultural Programme Expenses	4,17,902			
48,31,575	Placement Expenses	18,62,469			
8,924	Transportation Charges	-			
9,468	Inspection expenses	29,610			
30,745	Legal Expenses	81,328			
37,400	Taxi hire charges	1,02,780			
1,80,000	Donation	5,000			
38,39,084	Software Development charges	33,60,669			
18,29,963	Building Maintenance	2,85,454			
48,26,678	Advertisement & Publicity	47,55,285			
30,695	Alvas Pragati	-			
21,520	Gas expenses	27,139			
4,770	Professional charges	4,720			
2,01,000	Remuneration	5,42,450			
12,04,631	Festival & celebration expenses	5,74,065			
1,50,820	Panel damage & Interest	97,883			
5,301	Camp Expenses	-			
1,000	Text Book	-			
5,84,900	Service Charges	1,81,434			
2,71,106	Shifting work	2,08,350			
1,73,161	NSS/NCC expenses	58,667			
16,801	CECCourse expenses	4,62,402			
5,127	Website renewal charges				
8,000	Rent	2,28,800			
-	NBA Accrediation	9,67,600			
3,25,55,899	Depreciation	2,99,94,745			
18,94,12,204		17,98,16,748	18,94,12,204		17,98,16,748


DATE : 10.09.2019
PLACE : MANGALORE

Dr. M. MOHAN ALVA
CHAIRMAN



COMPILED FROM CONSOLIDATED(AUDITED)
FINANCIAL STATEMENTS
FOR P. DEVKUMAR & CO.,
CHARTERED ACCOUNTANTS

(K. DEVADAS NAYAK, F.C.A.)
PARTNER
M.NO 28366
F.R.NO. 0007365



[Signature]

PRINCIPAL

Alva's Institute of Engg. & Technology,
Mijar, MOODBIDRI - 574 225, D.K

ALVA'S INSTITUTE OF ENGINEERING AND TECHNOLOGY,
A Unit of ALVA'S EDUCATION FOUNDATION ®, Moodbidri, D.K. Karnataka 574 227.


BALANCE SHEET AS AT 31st MARCH, 2019

PARTICULARS	SCH	BALANCE As On 31.03.19 Rs.	BALANCE As On 31.03.18 Rs.
<u>LIABILITIES:</u>			
CAPITAL ACCOUNT	A	21,74,34,968	25,00,55,456
OTHER CURRENT LIABILITIES & PROVISIONS	B	2,42,95,482	92,76,867
TOTAL LIABILITIES:		24,17,30,449	25,93,32,323
<u>ASSETS:</u>			
FIXED ASSETS	F	23,56,65,619	25,38,91,113
CURRENT ASSETS	C	38,00,000	39,16,700
LOANS & ADVANCES	D	16,20,108	11,76,912
CASH AND BANK BALANCES	E	6,44,722	3,47,598
TOTAL ASSETS:		24,17,30,449	25,93,32,323


DATE : 10.09.2019
PLACE : MANGALORE

COMPILED FROM CONSOLIDATED(AUDITED)
FINANCIAL STATEMENTS
FOR P. DEVKUMAR & CO.,
CHARTERED ACCOUNTANTS

Dr. M. Mohan
Dr. M. MOHAN ALVA
CHAIRMAN



K. Devadas Nayak
(K. DEVADAS NAYAK, F.C.A.)



SCHEDULES TO THE BALANCE SHEET AS AT 31st MARCH, 2019

PARTICULARS	Rs.	Rs.
<u>SCHEDULE 'A' - CAPITAL ACCOUNTS:</u>		
Balance As Per Last Balance Sheet	25,00,55,456	
Less : Transferred to AEF	2,60,36,171	
Less: Excess of Expenditure Over Income	65,84,317	21,74,34,968
TOTAL:		<u>21,74,34,968</u>
SALARY PAYABLE:	1,03,00,633	
TDS Payable	6,75,745	
TOTAL		<u>1,09,76,378</u>
<u>OTHER LIABILITIES:</u>		
Exam Remuneration payable-collegewise	1,12,045	
NSS payable-Collegewise	23,808	
Scholarship old Balane-17-18	6,25,675	
Scholarship payable-collegewise	1,20,69,376	
Abhilasha s chinnikatti-ece iv year	25,180	
Acharya roopesh , mba	1,530	
Afrah saleem cse ii yr	45,100	
Aishwarya -1st yr ece	28,200	
Aiswarya ,be cse	5,000	
Arpitha kunne-ii be	41,590	
Bhushan kumar-aiet	5,380	
Deeksha j acharya-ece-ii year	425	
Joyson franklen c-2nd yr mba	15,000	
Kushal k-be	8,000	
Manasa b ,1st be	30	
Manoj v - i civil	1,420	
Mukesh h m-aiet	7,265	
Nidesh shetty devdas mech iii yr	55,000	
Philip kuruvilla-aiet	3,200	
Pooja devadiga ,1st mba	2,500	
Pooja-ise iv year	81,450	
Prashanth s-be cse	1,000	
Rahil ibrahim-4th yr cvl	20,200	
Ranjitha naik k-aiet	9,575	
Ravi nimboni-be me	30,020	
Rcahana c hulikatti-civil-ii year	25,000	
Sachin gowda bs aiet	42,130	
Sangeeta b-aiet	23,975	
Shreya , mba	270	
Sukshitha-aiet	530	
Vasanth kumar r s-aiet	5,520	
Vinutha ,cse 3rd year-aiet	20	
Wiltan arul fernandes-iv civil	3,690	
TOTAL		<u>1,33,19,104</u>
		<u>2,42,95,482</u>



SCHEDULES TO THE BALANCE SHEET AS AT 31st MARCH, 2019

SCHEDULE 'C' - CURRENT ASSETS & DEPOSITS:

BANK DEPOSITS:

Canara Bank FD AIET-674(2764303000030)	15,00,000.00	
Vijaya Bank FD 114902051000110	15,00,000.00	
Vijaya Bank FD 114902051000020	5,00,000.00	
Vijaya Bank FD 114902051000022	3,00,000.00	38,00,000.00
TOTAL:		<u>38,00,000.00</u>

SCHEDULE 'D' - LOANS & ADVANCES:

OTHERS RECEIVABLES:

Aneesh Jain M V	4800.00	
Arun Kumar G S-AIET	5675.00	
Dr. Roopalakshmi R-ISE AIET	-2800.00	
Gurushantha B Voggare	5000.00	
Harishanand K S-Professor-Mech-AIET	10000.00	
Jayanth Kumar (HOD - ISE Dpt)	5962.00	
Madhu K N	3000.00	
Praveen KC-AIET	5675.00	
Principal-AIET	-21480.00	
Shankarappa V Kalgudi	3000.00	
Shruthi Hegde-SWO-AIET	7200.00	
Venkatesh (Event Co-Ordinator - AIET)	150000.00	
Yogish S Rao (Asst.Professor -AIET)	9400.00	
H Ajith Hebbar-AIET	15812.00	
Advance Salary & Loan	155892.00	
Tution Fees Receivable	1262972.00	16,20,108.00
TOTAL:		<u>16,20,108.00</u>

SCHEDULE 'E' - CASH AND BANK BALANCES:

BANK BALANCES:


Canara Bank C/A - 115	55,520.96	
Canara Bank C/A - 1004	93,617.27	
State Bank of India - 170	4,95,584.02	
TOTAL:		<u>6,44,722.25</u>



ALVA'S INSTITUTE OF ENGINEERING AND TECHNOLOGY.

Part of ALVA'S EDUCATION FOUNDATION @, Moodbidri, D.K. Karnataka 574 227.

Description	GROSS BLOCK					DEPRECIATION				NET BLOCK	
	As on 01-04-2018	Additions During the Year More than 180 Days	Additions During the Year Less than 180 Days	Deductions During the Year	As at 31-3-2019	Up to 31-3-2018	Rate	For the Year	As at 31-3-2019	As at 31-3-2019	As at 31-3-2018
LAND	52,06,477.00	0.00	0.00	0.00	52,06,477.00	0.00	0%	0.00	0.00	52,06,477.00	52,06,477.00
Statue	1,60,000.00	0.00	0.00	0.00	1,60,000.00	0.00	0%	0.00	0.00	1,60,000.00	1,60,000.00
BUILDINGS											
Engineering Library Building	3,66,03,800.00	0.00	0.00	0.00	3,66,03,800.00	1,77,75,553.36	10%	18,82,824.66	1,96,58,378.02	1,69,45,421.98	1,88,28,246.64
Engineering Mechanical Block	13,70,17,057.00	0.00	0.00	0.00	13,70,17,057.00	5,31,74,782.15	10%	83,84,227.49	6,15,59,009.64	7,54,58,047.36	8,38,42,274.85
Engineering College	12,03,68,123.60	0.00	0.00	0.00	12,03,68,123.60	6,87,62,440.81	10%	51,60,568.28	7,39,23,009.09	4,64,45,114.51	5,16,05,682.79
Transformer	30,51,232.00	0.00	0.00	0.00	30,51,232.00	15,93,316.20	10%	1,45,791.58	17,39,107.78	13,12,124.22	14,57,915.80
FURNITURE & FIXTURES											
EPABX	8,66,93,847.00	3,11,809.00	7,10,736.00	0.00	8,77,16,392.00	4,08,90,674.07	10%	46,47,034.99	4,55,37,709.06	4,21,78,682.94	4,58,03,172.93
	16,16,170.97	0.00	0.00	0.00	16,16,170.97	9,05,386.90	10%	71,078.41	9,76,465.31	6,39,705.66	7,10,784.07
Library Books	42,37,544.00	4,13,725.00	1,43,402.00	0.00	47,94,671.00	41,44,887.00	100%	5,78,083.00	47,22,970.00	71,701.00	92,657.00
ELECTRICAL EQUIPMENTS											
Telephone Instruments	98,97,791.00	2,30,596.00	7,06,108.00	0.00	1,08,34,495.00	38,00,160.29	10%	6,68,128.00	44,68,288.29	63,66,206.71	60,97,630.71
	7,06,129.00	0.00	0.00	0.00	7,06,129.00	3,73,163.30	10%	33,297.00	4,06,460.30	2,99,668.70	3,32,965.70
ELECTRICAL FITTINGS											
Electrical Fittings	1,13,33,257.00	0.00	0.00	0.00	1,13,33,257.00	53,78,465.12	10%	5,95,479.00	59,73,944.12	53,59,312.88	59,54,791.88
Airconditioner	27,65,547.00	1,02,000.00	1,10,400.00	0.00	29,77,947.00	13,90,267.17	15%	2,29,872.00	16,20,139.17	13,57,807.83	13,75,279.83
Generator	50,70,840.00	0.00	0.00	0.00	50,70,840.00	27,47,552.41	15%	3,48,493.00	30,96,045.41	19,74,794.59	23,23,287.59
Lab Equipments	3,42,65,726.00	29,52,472.00	19,62,241.00	0.00	3,91,80,439.00	1,27,63,718.08	15%	38,15,340.00	1,65,79,058.08	2,26,01,380.92	2,15,02,007.92
Sign Boards	10,25,188.00	24,957.00	0.00	0.00	10,50,145.00	6,82,442.21	15%	55,155.00	7,37,597.21	3,12,547.79	3,42,745.79
Refrigerator	0.00	0.00	0.00	0.00	0.00	0.00	15%	0.00	0.00	0.00	0.00
Sports Material	2,51,057.00	3,54,000.00	0.00	0.00	6,05,057.00	52,136.00	15%	82,938.00	1,35,074.00	4,69,983.00	1,98,921.00
Linen & Curtain	58,365.00	0.00	8,623.00	0.00	66,988.00	8,463.00	10%	5,421.00	13,884.00	53,104.00	49,902.00
Musical Instrument	51,340.00	0.00	0.00	0.00	51,340.00	7,444.00	10%	4,390.00	11,834.00	39,506.00	43,896.00
Elevator	0.00	0.00	27,27,668.00	0.00	27,27,668.00	0.00	10%	1,36,383.00	1,36,383.00	25,91,285.00	0.00
VEHICLES											
Ford Icon Car	6,43,019.00	0.00	0.00	0.00	6,43,019.00	4,94,085.06	15%	22,340.00	5,16,425.06	1,26,593.94	1,48,933.94
VEHICLES- Commercial											
Buses	3,58,81,423.00	0.00	0.00	0.00	3,58,81,423.00	3,26,10,731.28	30%	9,81,208.00	3,35,91,939.28	22,89,483.72	32,70,691.72
COMPUTERS											
	4,91,96,112.00	6,37,255.00	3,73,260.00	0.00	5,02,06,627.00	4,46,53,264.64	40%	21,46,693.00	4,67,99,957.64	34,06,669.36	45,42,847.36
TOTALS	54,61,00,045.57	50,26,814.00	67,42,438.00	0.00	55,78,69,297.57	29,22,08,933.05		2,99,94,745.41	32,22,03,678.46	23,56,65,619.11	25,38,91,112.52


PRINCIPAL
 Alva's Institute of Engg. & Technology,
 Major, MOODBIDRI - 574 225, D.K



ALVA'S INSTITUTE OF ENGINEERING AND TECHNOLOGY
A Unit of ALVA'S EDUCATION FOUNDATION @, Moodbidri, D.K. Karnataka 574 227.

INCOME & EXPENDITURE ACCOUNT FOR THE YEAR 01-April-2017 to 31-March-2018

PREVIOUS YEAR	EXPENDITURE	CURRENT YEAR	PREVIOUS YEAR	INCOME	CURRENT YEAR
8,67,28,516	Salary & Allowances paid	9,66,32,421	11,61,63,067	Tuition Fees collected	12,21,31,632
430	Wages	-		Less: Student Freeship	58,16,540
17,26,864	Honarium	20,41,973			11,63,15,092
3,98,100	Profession Tax paid	3,49,600			
86,80,799	Provident Fund	72,23,640	9,47,530	University Fee collected	12,68,200
20,26,495	Staff & Student Welfare Expenses	30,21,566	3,88,54,320	Miscellaneous Income	3,56,99,891
13,91,960	Affiliation fees, Admission, Reg. fees	46,87,490	40,91,389	Provident Fund Receipt	40,53,183
2,25,023	Membership Fee	25,300	3,96,000	Professional Tax Receipt	3,81,400
19,75,295	Examination Fees paid	67,59,779	1,16,486	Interest Received	1,17,914
-	Exam Expenses	-	22,92,521	Examination Fees Received	71,36,016
13,85,250	Seminar & Workshop	14,71,531	-	Donation received	20,000
2,54,109	Sports Expenses	3,24,786	-	Revaluation Fees	12,93,050
32,24,834	Electricity Charges	28,12,947	-	Seminar & Workshop Income	6,79,000
1,17,467	Printing & Stationery	8,36,221			
1,19,643	Postage & Telegram	1,78,440	87,58,217	Excess of Expenditure over Income	2,24,48,457
3,36,324	Travelling & Conveyance	5,21,575			
77,681	Refreshment charges	2,52,023			
18,37,553	Telephone & Internet charges	25,32,938			
41,871	Newspaper & Periodicals	2,53,940			
56,07,644	Repairs & Maintenance	77,99,925			
1,89,597	Generator Expenses	1,22,655			
5,584	Bank charges	4,953			
88,182	Sundry Expenses	1,48,974			
4,80,112	Cultural Programme Expenses	5,80,959			
16,03,423	Placement Expenses	48,31,575			
3,532	Transportation Charges	8,924			
3,71,737	Chakravayuha Expenses	-			
2,76,073	Inspection expenses	9,468			
57,580	Legal Expenses	30,745			
44,338	Taxi hire charges	37,400			
-	Donation	1,80,000			
10,52,237	Software Development charges	38,39,084			
18,56,824	Building Maintenance	18,29,963			
42,80,301	Advertisement & Publicity	48,26,678			
1,13,939	Alvas Pragati	30,695			
18,504	Gas expenses	21,520			
87,500	Professional charges	4,770			
1,36,489	Remuneration	2,01,000			
29,31,837	Festival & celebration expenses	12,04,631			
4,37,822	Panel damage & Interest	1,50,820			
91,472	Vehicle Maintenance	-			
2,34,544	Camp Expenses	5,301			
-	Text Book	1,000			
9,31,400	Service Charges	5,84,900			
2,72,490	Shifting work	2,71,106			
1,07,320	NSS/NCC expenses	1,73,161			
-	CBSE Course expenses	16,801			
-	Website renewal charges	5,127			
-	Rent	8,000			
3,97,90,835	Depreciation	3,25,55,899			
<u>17,16,19,530</u>		<u>18,94,12,203</u>	<u>17,16,19,530</u>		<u>18,94,12,203</u>

Date : 10.09.2018
Place : Mangalore

COMPILED FROM CONSOLIDATED(AUDITED)
FINANCIAL STATEMENTS
FOR P. DEVKUMAR & CO.,
CHARTERED ACCOUNTANTS

Dr. M. MOHAN ALVA
CHAIRMAN

K. DEVADAS NAYAK, F.C.A.)
PARTNER
M.NO 28366
F.R.NO. 000736S

PRINCIPAL

Alva's Institute of Engg. & Technology,
Moodbidri - 574 225, D.K.

ALVA'S INSTITUTE OF ENGINEERING AND TECHNOLOGY.
A Unit of ALVA'S EDUCATION FOUNDATION @, Moodbidri, D.K. Karnataka 574 227.


BALANCE SHEET AS AT 31st MARCH, 2018

PARTICULARS	SCH	BALANCE As On 31.03.18 Rs.	BALANCE As On 31.03.17 Rs.
<u>LIABILITIES:</u>			
CAPITAL ACCOUNT	A	25,00,55,456	25,16,49,292
LOANS & ADVANCES	B	-	10,38,415
OTHER CURRENT LIABILITIES & PROVISIONS	C	92,76,867	1,70,06,820
TOTAL LIABILITIES:		25,93,32,323	26,96,94,527
<u>ASSETS:</u>			
FIXED ASSETS	G	25,38,91,113	26,48,19,727
CURRENT ASSETS	D	39,16,700	39,16,700
LOANS & ADVANCES	E	11,76,912	9,56,696
CASH AND BANK BALANCES	F	3,47,598	1,404
TOTAL ASSETS:		25,93,32,323	26,96,94,527

Date : 10.09.2018
Place : Mangalore

COMPILED FROM CONSOLIDATED(AUDITED)
FINANCIAL STATEMENTS
FOR P. DEVKUMAR & CO.,
CHARTERED ACCOUNTANTS

M. Mohan
Dr. M. MOHAN ALVA
CHAIRMAN



K. Devadas Nayak
(K. DEVADAS NAYAK, F.C.A.)
PARTNER
M.NO.28366
F.R.NO. 000736S



ALVA'S INSTITUTE OF ENGINEERING AND TECHNOLOGY.

A Unit of ALVA'S EDUCATION FOUNDATION @, Moodbidri, D.K. Karnataka 574 227.

SCHEDULES TO THE BALANCE SHEET AS AT 31st MARCH, 2018

PARTICULARS	Rs.P.	Rs.P.
<u>SCHEDULE 'A' - CAPITAL ACCOUNTS:</u>		
Balance As Per Last Balance Sheet	25,16,49,292.45	
Add : Received From AEF	2,08,54,620.74	
Less: Excess of Expenditure Over Income	2,24,48,456.72	25,00,55,456.47
TOTAL:		<u>25,00,55,456.47</u>

SCHEDULE 'C' - OTHER CURRENT LIABILITIES AND PROVISIONS:

SALARY PAYABLE:	69,14,923.00	
LIC Premium Payable	1,16,501.00	
Profession Tax Payable	31,400.00	
Provident Fund Payable	6,51,362.00	
TDS Payable	8,21,089.00	
TOTAL		<u>85,35,275.00</u>

OTHER LIABILITIES:

Deepak raj	2,337.00	
Gladson Le Joseph	32,632.00	
Madhusudan	1.00	
Ramesh Rao B	760.00	
Roshan Shetty	32,795.00	
Seetha	850.00	
Sushanth Anil Lobo	6,326.00	
Vasudev Shahapure	2,456.00	
Ventatesh	1,50,000.00	
Yuvaraj T	2,500.00	
Afra Saleem CSE II YR	45100.00	
Aishwarya -1st Yr ECE	28200.00	
Arpitha Kunne-II BE	41590.00	
Balegar Mohammad Yasin-MBA	45810.00	
Kushal K-BE	8000.00	
Manoj V - I Civil	1420.00	
Mohammad Asfwan-CSE II Year	12000.00	
Moshin I Bijapur Civil	42040.00	
Mukesh H M-AIET	7265.00	
MUSHAHID ALY YUSUF Civil II YR	9500.00	
Philip Kuruvilla-AIET	3200.00	
Pratap Rajput Civil	9780.00	
Rahul P Methi - 2017S4101	1000.00	
Ranjitha Naik K-AIET	9575.00	
Sachin Gowda Bs Aiet	42130.00	
Sangeeta B-AIET	23975.00	
Sanjana C-I PUC-2018SS0914	30900.00	
Shakeel I MBA	13000.00	
Sheikh Shahid-11st MBA	68440.00	
Shetty Vignesh Suresh ISE III YR	41800.00	
Sumana Rehman CSE II YR	17000.00	
Vasanth Kumar R S-AIET	5520.00	
Wiltan Arul Fernandes-IV Civil	3690.00	7,41,592.00

GRAND TOTAL

92,76,867.00

ALVA'S INSTITUTE OF ENGINEERING AND TECHNOLOGY.

A Unit of ALVA'S EDUCATION FOUNDATION @, Moodbidri, D.K. Karnataka 574 227.

SCHEDULES TO THE BALANCE SHEET AS AT 31st MARCH, 2018

SCHEDULE 'D' - CURRENT ASSETS & DEPOSITS:

OTHER DEPOSITS:

Mescom Deposit-AIET	1,16,700.00	1,16,700.00
---------------------	-------------	-------------

BANK DEPOSITS:

Canara Bank FD AIET-674(2764303000030)	15,00,000.00	
Vijaya Bank FD 114902051000110	15,00,000.00	
Vijaya Bank FD 114902051000020	5,00,000.00	
Vijaya Bank FD 114902051000022	3,00,000.00	38,00,000.00

TOTAL:		39,16,700.00
---------------	--	---------------------

SCHEDULE 'E' - LOANS & ADVANCES:

OTHERS RECEIVABLES:

Muthappa B K	37,050.00	
Praveen J -AIET	75,600.00	
Basavraj-AIET (VGST)	4,50,000.00	
Dattathreya-AIET	22,050.00	
Gopalkrishna Venkatramana Joshi-AIET	55,500.00	
Gurudatta Somayaji (MBA Lecturer-AIET)	14,200.00	
H Ajith Hebbar-AIET	15,812.00	
Hemanth Kumar N P (Lecturer - AIET)	12,650.00	
Kumar Swamy M C-AIET	360.00	
Manjunath H R -AIET	4,400.00	
Neville Rodrigues-AIET	3,25,000.00	
Peter Fernandes (Principal - AIET)	21,480.00	
Preetham Librian-AIET	30,310.00	
Rakesh Shetty-AIET	51,650.00	
Sathyanarayan-AIET	31,289.00	
Shankar B B--AIET	20,000.00	
Sourav Ganguli-AIET	9,561.00	11,76,912.00

SCHEDULE 'F' - CASH AND BANK BALANCES:

BANK BALANCES:


Vijaya Bank - 1912	Dr	0.00
Canara Bank C/A - 115	Dr	2,27,088.20
Canara Bank C/A - 1004	Dr	1,10,000.37
State Bank of India - 170	Dr	10,509.92


TOTAL:		3,47,598.49
---------------	--	--------------------

ALVA'S INSTITUTE OF ENGINEERING AND TECHNOLOGY.

Part of ALVA'S EDUCATION FOUNDATION @, Moodbidri, D.K. Karnataka 574 227.

Description	GROSS BLOCK					DEPRECIATION				NET BLOCK	
	As on 01-04-2017	Additions During the Year More than 180 Days	Additions During the Year Less than 180 Days	Deductions During the Year	As at 31-3-2018	Up to 31-3-2017	Rate	For the Year	As at 31-3-2018	As at 31-3-2018	As at 31-3-2017
LAND	52,06,477.00	0.00	0.00	0.00	52,06,477.00	0.00	0%	0.00	0.00	52,06,477.00	52,06,477.00
Statue	1,60,000.00	0.00	0.00	0.00	1,60,000.00	0.00	0%	0.00	0.00	1,60,000.00	1,60,000.00
BUILDINGS											
Engineering Library Building	3,66,03,800.00	0.00	0.00	0.00	3,66,03,800.00	1,56,83,525.96	10%	20,92,027.40	1,77,75,553.36	1,88,28,246.64	2,09,20,274.04
Engineering Mechanical Block	13,70,17,057.00	0.00	0.00	0.00	13,70,17,057.00	4,38,58,973.83	10%	93,15,808.32	5,31,74,782.15	8,38,42,274.85	9,31,58,083.17
Engineering College	12,03,68,123.60	0.00	0.00	0.00	12,03,68,123.60	6,30,28,476.06	10%	57,33,964.75	6,87,62,440.81	5,16,05,682.79	5,73,39,647.54
Transformer	30,51,232.00	0.00	0.00	0.00	30,51,232.00	14,31,325.55	10%	1,61,990.65	15,93,316.20	14,57,915.80	16,19,906.45
FURNITURE & FIXTURES											
EPABX	8,33,94,535.00	25,35,588.00	7,63,724.00	0.00	8,66,93,847.00	3,58,43,861.74	10%	50,46,812.33	4,08,90,674.07	4,58,03,172.93	4,75,50,673.26
	16,16,170.97	0.00	0.00	0.00	16,16,170.97	8,26,410.89	10%	78,976.01	9,05,386.90	7,10,784.07	7,89,760.08
Library Books	38,58,120.00	1,94,110.00	1,85,314.00	0.00	42,37,544.00	37,55,135.00	100%	3,89,752.00	41,44,887.00	92,657.00	1,02,985.00
ELECTRICAL EQUIPMENTS											
Telephone Instruments	93,55,038.00	2,83,216.00	2,59,537.00	0.00	98,97,791.00	31,37,064.29	10%	6,63,096.00	38,00,160.29	60,97,630.71	62,17,973.71
	7,06,129.00	0.00	0.00	0.00	7,06,129.00	3,36,167.30	10%	36,996.00	3,73,163.30	3,32,965.70	3,69,961.70
ELECTRICAL FITTINGS											
Electrical Fittings	1,04,27,757.00	1,84,676.00	7,20,824.00	0.00	1,13,33,257.00	47,56,867.12	10%	6,21,598.00	53,78,465.12	59,54,791.88	56,70,889.88
Airconditioner	23,69,947.00	0.00	3,95,600.00	0.00	27,65,547.00	11,82,477.17	15%	2,07,790.00	13,90,267.17	13,75,279.83	11,87,469.83
Generator	50,70,840.00	0.00	0.00	0.00	50,70,840.00	23,37,560.41	15%	4,09,992.00	27,47,552.41	23,23,287.59	27,33,279.59
Lab Equipments	1,94,98,648.00	1,15,41,506.00	32,25,572.00	0.00	3,42,65,726.00	92,53,855.08	15%	35,09,863.00	1,27,63,718.08	2,15,02,007.92	1,02,44,792.92
Sign Boards	10,25,188.00	0.00	0.00	0.00	10,25,188.00	6,21,957.21	15%	60,485.00	6,82,442.21	3,42,745.79	4,03,230.79
Refrigerator	0.00	0.00	0.00	0.00	0.00	0.00	15%	0.00	0.00	0.00	0.00
Sports Material	2,27,089.00	23,968.00	0.00	0.00	2,51,057.00	17,032.00	15%	35,104.00	52,136.00	1,98,921.00	2,10,057.00
Linen & Curtain	58,365.00	0.00	0.00	0.00	58,365.00	2,918.00	10%	5,545.00	49,902.00	55,447.00	55,447.00
Musical Instrument	51,340.00	0.00	0.00	0.00	51,340.00	2,567.00	10%	4,877.00	7,444.00	43,896.00	48,773.00
VEHICLES											
Ford Icon Car	6,43,019.00	0.00	0.00	0.00	6,43,019.00	4,67,803.06	15%	26,282.00	4,94,085.06	1,48,933.94	1,75,215.94
VEHICLES- Commercial											
Buses	3,58,81,423.00	0.00	0.00	0.00	3,58,81,423.00	3,12,09,006.28	30%	14,01,725.00	3,26,10,731.28	32,70,691.72	46,72,416.72
COMPUTERS											
	4,78,82,462.00	4,87,600.00	8,26,050.00	0.00	4,91,96,112.00	4,19,00,049.64	40%	27,53,215.00	4,46,53,264.64	45,42,847.36	59,82,412.36
TOTALS	52,44,72,760.57	1,52,50,664.00	63,76,621.00	0.00	54,61,00,045.57	25,96,53,033.59		3,25,55,899.46	29,22,08,933.05	25,38,91,112.52	26,48,19,726.98


PRINCIPAL
 Alva's Institute of Engg. & Technology,
 Mijar. MOODBIDRI - 574 225, D.K.



ALVA'S INSTITUTE OF ENGINEERING AND TECHNOLOGY.
A Unit of ALVA'S EDUCATION FOUNDATION @, Moodbidri, D.K. Karnataka 574 227.

INCOME & EXPENDITURE ACCOUNT FOR THE YEAR 01-APR-2016 TO 31-03-2017

PREVIOUS YEAR	EXPENDITURE	CURRENT YEAR	PREVIOUS YEAR	INCOME	CURRENT YEAR
7,63,83,681	Salary & Allowances paid	8,67,28,516	11,17,11,346	Tution Fees collected	12,08,41,377
95,698	Wages	430		Less: Student Freship	46,78,310
2,36,900	Honararium	17,26,864			11,61,63,067
3,73,800	Profession Tax paid	3,98,100			
81,13,473	Provident Fund	86,80,799	4,500	University Fee collected	9,47,530
24,65,568	Staff & Student Welafre Expenses	20,26,495	3,25,43,175	Miscellaneous Income	3,88,54,320
7,83,944	Affiliation fees, Admission, Reg. fees	13,91,960	38,00,287	Provident Fund Receipt	40,91,389
1,25,000	Membership Fee	2,25,023	3,36,200	Professtional Tax Receipt	3,96,000
18,84,680	Examination Fees paid	19,75,295	1,08,752	Interest Received	1,16,486
30,938	Exam Expenses	-	17,93,070	Examination Fees Received	22,92,521
5,86,754	Seminar & Workshop	13,85,250	1,64,020	Revaluation fee Received	-
4,57,973	Sports Expenses	2,54,109			
36,61,374	Electricity Charges	32,24,834	1,67,61,497	Excess of Expenditure Over Income	87,58,217
8,33,690	Printing & Stationery	1,17,467			
83,408	Postage & Telegram	1,19,643			
4,28,221	Travelling & Conveyance	3,36,324			
5,90,566	Refreshment charges	77,681			
18,57,007	Telephone & Internet charges	18,37,553			
2,07,138	Newspaper & Periodicals	41,871			
56,93,187	Repairs & Maintenance	56,07,644			
9,46,060	Generator Expenses	1,89,597			
35,958	Bank charges	5,584			
45,414	Sundry Expenses	88,182			
5,83,351	Cultural Programme Expenses	4,80,112			
7,59,274	Placement Expenses	16,03,423			
38,849	Transportation Charges	3,532			
30,25,824	Chakravayuha Expenses	3,71,737			
1,10,482	Inspection expenses	2,76,073			
15,630	Legal Expenses	57,580			
70,900	Taxi hire charges	44,338			
13,652	Technical Talk expenses	-			
11,79,788	Software Development charges	10,52,237			
13,00,535	Building Maintenance	18,56,824			
87,39,268	Advertisement & Publicity	42,80,301			
3,640	Alvas Pragati	1,13,939			
28,462	Gas expenses	18,504			
2,27,800	Professional charges	87,500			
2,12,400	Remuneration	1,36,489			
2,333	Website renewal charges	-			
6,87,055	Festival & celebration expenses	29,31,837			
54,380	Panel damage & Interest	4,37,822			
75,010	Vehicle Maintenance	91,472			
8,36,869	Camp Expenses	2,34,544			
1,60,475	Gratuity expenses	-			
14,74,900	Service Charges	9,31,400			
2,33,978	Shifting work	2,72,490			
16,921	NSS expenses	1,07,320			
4,14,50,639	Depreciation	3,97,90,835			
16,72,22,847		17,16,19,530	16,72,22,847		17,16,19,530

Date :30.10.2017
Place :Mangalore

m-mohan

Dr. M. MOHAN ALVA
CHAIRMAN

Principal

Principal
Alva's Institute of Engg. & Technology,
Mijur. MOODBIDRI - 574 225, D.K



COMPILED FROM CONSOLIDATED(AUDITED)
FINANCIAL STATEMENTS
FOR P. DEVKUMAR & CO.,
CHARTERED ACCOUNTANTS

(K. DEVADAS NAYAK, F.C.A.)
PARTNER
M.NO 28366
F.R.NO. 0007365



ALVA'S INSTITUTE OF ENGINEERING AND TECHNOLOGY,
A Unit of ALVA'S EDUCATION FOUNDATION @, Moodbidri, D.K. Karnataka 574 227.


BALANCE SHEET AS AT 31st MARCH, 2017

PARTICULARS	SCH	BALANCE		BALANCE	
		As On 31.03.17		As On 31.03.16	
		Rs.	P.	Rs.	P.
<u>LIABILITIES:</u>					
CAPITAL ACCOUNT	A	25,16,49,292		28,85,80,453	
LOANS & ADVANCES	B	10,38,415		3,00,000	
OTHER CURRENT LIABILITIES & PROVISIONS	C	1,70,06,820		1,02,24,711	
TOTAL LIABILITIES:		26,96,94,527		29,91,05,164	
<u>ASSETS:</u>					
FIXED ASSETS	G	26,48,19,727		29,10,66,260	
CURRENT ASSETS	D	39,16,700		74,16,700	
LOANS & ADVANCES	E	9,56,696		5,20,633	
CASH AND BANK BALANCES	F	1,404		1,01,571	
TOTAL ASSETS:		26,96,94,527		29,91,05,164	

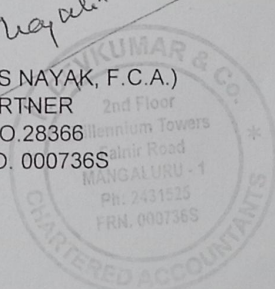
Date :30.10.2017
Place :Mangalore

COMPILED FROM CONSOLIDATED(AUDITED)
FINANCIAL STATEMENTS
FOR P. DEVKUMAR & CO.,
CHARTERED ACCOUNTANTS

Dr. M. Mohan
Dr. M. MOHAN ALVA
CHAIRMAN



(K. Devadas Nayak)
(K. DEVADAS NAYAK, F.C.A.)
PARTNER
M.NO.28366
F.R.NO. 000736S



ALVA'S INSTITUTE OF ENGINEERING AND TECHNOLOGY,
A Unit of ALVA'S EDUCATION FOUNDATION @, Moodbidri, D.K. Karnataka 574 227.

SCHEDULES TO THE BALANCE SHEET AS AT 31st MARCH, 2017

PARTICULARS	Rs.P.	Rs.P.
<u>SCHEDULE 'A' - CAPITAL ACCOUNTS:</u>		
Balance As Per Last Balance Sheet	28,85,80,453.09	
Less: Amount Transferred to AEF	2,81,72,943.65	
Less: Excess of Expenditure over Income	87,58,216.99	25,16,49,292.45
TOTAL:		<u>25,16,49,292.45</u>

SCHEDULE 'A' - LOANS AND ADVANCE

SECURED LOANS:

Canara Bank C/A -115	7,38,414.80
----------------------	-------------


DEPOSITS:

Security Deposit - Cafeteria	3,00,000.00
------------------------------	-------------

TOTAL:	<u>10,38,414.80</u>
--------	---------------------

SCHEDULE 'C' - CURRENT LIABILITIES & PROVISIONS

<u>SALARY PAYABLE:</u>	1,18,31,432.00
Remuneration Payable-Mescom	87,750.00
LIC Premium Payable	87,327.00
Profession Tax Payable	33,800.00
Provident Fund Payable	22,21,345.00
TDS payable	12,90,381.00
TOTAL	<u>1,55,52,035.00</u>




SCHEDULES TO THE BALANCE SHEET AS AT 31st MARCH, 2017

OTHER LIABILITIES:

Ashok Shetty	1,475.00
Adarsh H	4,780.00
Aishwarya	28,200.00
Arpitha Kunna	41,590.00
Giridhar UG	11,170.00
Alfiyakouser	50,000.00
Alisha AF	49,400.00
Alwin Elish	28,890.00
Alveera Lebretta D'souza	75,000.00
Ananda Prakash Malagouda	11,360.00
Anjana S	1,240.00
Anwin Rebello	75,000.00
Arafa Sultana	44,710.00
A Shabaz Khan	52,800.00
Ashley Nihal D'cunha	32,410.00
Clevin Daison	50,000.00
D'souza Mojek Joseph	34,130.00
Fathima Ashika	8,590.00
Giridhar UG	11,170.00
Gourishankar Bannmathi	1,170.00
Hajaresab Duddusab Haravi	41,590.00
Hamza Mohammed Hafeez	17,000.00
Irfan Bagewadi	48,810.00
Jameel Ahamad	24,000.00
Jasmine Princy Lobo	25,000.00
Kushal K	8,000.00
Mohammad Rasool Awati	24,150.00
Mahendra	54,390.00
Manaswitha M Shetty	4,700.00
Manjunatha M	1,240.00
Manoj V	1,420.00
Mc Neil Davon	35,280.00
Meer Mohammad Malik	12,500.00
Minal Pinto	30,000.00
Mufeed I Shareef	38,930.00
Nishmitha Shetty	2,110.00
Praveen Kumar BM	6,170.00
Prathviraj Ramesh More	15,000.00
Rahil Ibrahim	25,000.00
Rahul MR	3,340.00
Rajkumari Sunanda	30,000.00
Reena Lobo	64,390.00
Rohan R	30,000.00
Rohit Royson	38,000.00
Roslin Rajan	16,200.00

C/f

12,10,305.00



ALVA'S INSTITUTE OF ENGINEERING AND TECHNOLOGY.
A Unit of ALVA'S EDUCATION FOUNDATION ®, Moodbidri, D.K. Karnataka 574 227.

SCHEDULES TO THE BALANCE SHEET AS AT 31st MARCH, 2017

B/f	12,10,305.00
Samrin Banu	7,700.00
Santhosh Kumar	30,000.00
Sarvesh M	10.00
Shaima Abdul Khader	14,500.00
Shaziya Banu	10,430.00
Shwetha MG	3,340.00
Sourav Manikantan	7,000.00
Susanna D'souza	28,390.00
Swaraj K	34,590.00
Syed Ismail Zabiulla	23,290.00
Tejaswini Gowda H	1,020.00
Thaizeera A S	17,500.00
Vasanth Kumar R S	5,520.00
Vinod Dareppa Dadannavar	12,500.00
Vivan Pais	45,000.00
Wiltan Arul Fernandes	3,690.00
TOTAL	<u>14,54,785.00</u>
GRAND TOTAL	<u><u>1,70,06,820.00</u></u>



ALVA'S INSTITUTE OF ENGINEERING AND TECHNOLOGY.
A Unit of ALVA'S EDUCATION FOUNDATION @, Moodbidri, D.K. Karnataka 574 227.

SCHEDULES TO THE BALANCE SHEET AS AT 31st MARCH, 2017

SCHEDULE 'D' -CURRENT ASSETS


OTHER DEPOSITS:

Mescom Deposit-AIET	1,16,700.00
---------------------	-------------

BANK DEPOSITS:

Canara Bank FD AIET-674(2764303000030)	15,00,000.00	
Vijaya Bank FD 114902051000110	15,00,000.00	
Vijaya Bank FD 114902051000020	5,00,000.00	
Vijaya Bank FD 114902051000022	3,00,000.00	38,00,000.00

TOTAL:	<u>39,16,700.00</u>
---------------	----------------------------



ALVA'S INSTITUTE OF ENGINEERING AND TECHNOLOGY.
A Unit of ALVA'S EDUCATION FOUNDATION @, Moodbidri, D.K. Karnataka 574 227.

SCHEDULES TO THE BALANCE SHEET AS AT 31st MARCH, 2017

SCHEDULE 'E' - LOANS & ADVANCES:

OTHERS RECEIVABLES:

Jagadish	21,000.00	
Deepak Raj	15,000.00	
Durgaprasad Baliga	75,000.00	
Gladson LE Joseph	41,000.00	
Praveen Raj	5,000.00	
Roshan Fernandes	20,000.00	
Shreekanth Suvarna B	7,834.00	
Dattathreya	10,000.00	
Deekshith Kumar Jain	1,00,000.00	
Dharmanand	20,000.00	
Dinesh	6,000.00	
Kumarswamy MC	360.00	
Neville Rodrigues	3,25,000.00	
Sathyaprakash	95,000.00	
Sourav Ganguli	10,000.00	
Sumanth	60,502.00	
Sushanth Anil Lobo	10,000.00	
Vasudeva Shahapure	1,35,000.00	9,56,696.00
TOTAL:		<u>9,56,696.00</u>

SCHEDULE 'F' - CASH AND BANK BALANCES:

BANK BALANCES:


Vijaya Bank - 1912	1,000.00	
State Bank of India - 170	404.27	1,404.27
TOTAL:		<u>1,404.27</u>



ALVA'S INSTITUTE OF ENGINEERING AND TECHNOLOGY.

Part of ALVA'S EDUCATION FOUNDATION @, Moodbidri, D.K. Karnataka 574 227.

Description	GROSS BLOCK					DEPRECIATION				NET BLOCK	
	As on 01-04-2016	Additions During the Year More than 180 Days	Additions During the Year Less than 180 Days	Deductions During the Year	As at 31-3-2017	Up to 31-3-2016	Rate	For the Year	As at 31-3-2017	As at 31-3-2017	As at 31-3-2016
LAND	52,06,477.00	0.00	0.00	0.00	52,06,477.00	0.00	0%	0.00	0.00	52,06,477.00	52,06,477.00
Statue	1,60,000.00	0.00	0.00	0.00	1,60,000.00	0.00	0%	0.00	0.00	1,60,000.00	1,60,000.00
BUILDINGS											
Engineering Library Building	3,66,03,800.00	0.00	0.00	0.00	3,66,03,800.00	1,33,59,051.07	10%	23,24,474.89	1,56,83,525.96	2,09,20,274.04	2,32,44,748.93
Engineering Mechanical Block	13,70,17,057.00	0.00	0.00	0.00	13,70,17,057.00	3,35,08,075.70	10%	1,03,50,898.13	4,38,58,973.83	9,31,58,083.17	10,35,08,981.30
Engineering College	12,03,68,123.60	0.00	0.00	0.00	12,03,68,123.60	5,66,57,404.11	10%	63,71,071.95	6,30,28,476.06	5,73,39,647.54	6,37,10,719.49
Transformer	30,51,232.00	0.00	0.00	0.00	30,51,232.00	12,51,335.94	10%	1,79,989.61	14,31,325.55	16,19,906.45	17,99,896.06
FURNITURE & FIXTURES											
EPABX	8,11,64,841.00	15,15,688.00	7,14,006.00	0.00	8,33,94,535.00	3,06,00,120.60	10%	52,43,741.14	3,58,43,861.74	4,75,50,673.26	5,05,64,720.40
	16,16,170.97	0.00	0.00	0.00	16,16,170.97	7,38,659.77	10%	87,751.12	8,26,410.89	7,89,760.08	8,77,511.20
Library Books	30,54,095.00	5,98,055.00	2,05,970.00	0.00	38,58,120.00	29,42,224.00	100%	8,12,911.00	37,55,135.00	1,02,985.00	1,11,871.00
ELECTRICAL EQUIPMENTS											
Telephone Instruments	80,65,257.00	8,47,815.00	4,41,966.00	0.00	93,55,038.00	24,70,732.29	10%	6,66,332.00	31,37,064.29	62,17,973.71	55,94,524.71
	7,04,129.00	0.00	2,000.00	0.00	7,06,129.00	2,95,171.30	10%	40,996.00	3,36,167.30	3,69,961.70	4,08,957.70
ELECTRICAL FITTINGS											
Electrical Fittings	1,01,87,391.00	2,17,328.00	23,038.00	0.00	1,04,27,757.00	41,28,048.12	10%	6,28,819.00	47,56,867.12	56,70,889.88	60,59,342.88
Airconditioner	19,95,192.00	3,27,755.00	47,000.00	0.00	23,69,947.00	9,77,070.17	15%	2,05,407.00	11,82,477.17	11,87,469.83	10,18,121.83
Generator	50,70,840.00	0.00	0.00	0.00	50,70,840.00	18,55,216.41	15%	4,82,344.00	23,37,560.41	27,33,279.59	32,15,623.59
Lab Equipments	1,73,44,385.00	20,12,013.00	1,42,250.00	0.00	1,94,98,648.00	74,58,502.08	15%	17,95,353.00	92,53,855.08	1,02,44,792.92	98,85,882.92
Sign Boards	9,99,948.00	12,040.00	13,200.00	0.00	10,25,188.00	5,51,963.21	15%	69,994.00	6,21,957.21	4,03,230.79	4,47,984.79
Refrigerator	0.00	0.00	0.00	0.00	0.00	0.00	15%	0.00	0.00	0.00	0.00
Sports Material	0.00	0.00	2,27,089.00	0.00	2,27,089.00	0.00	15%	17,032.00	17,032.00	2,10,057.00	0.00
Linen & Curtain	0.00	0.00	58,365.00	0.00	58,365.00	0.00	10%	2,918.00	2,918.00	55,447.00	0.00
Musical Instrument	0.00	0.00	51,340.00	0.00	51,340.00	0.00	10%	2,567.00	2,567.00	48,773.00	0.00
VEHICLES											
Ford Icon Car	6,43,019.00	0.00	0.00	0.00	6,43,019.00	4,36,882.06	15%	30,921.00	4,67,803.06	1,75,215.94	2,06,136.94
VEHICLES- Commercial											
Buses	3,58,81,423.00	0.00	0.00	0.00	3,58,81,423.00	2,92,06,542.28	30%	20,02,464.00	3,12,09,006.28	46,72,416.72	66,74,880.72
COMPUTERS											
	4,17,95,078.00	54,22,359.00	6,65,025.00	0.00	4,78,82,462.00	3,34,25,199.64	60%	84,74,850.00	4,19,00,049.64	59,82,412.36	83,69,878.36
TOTALS	51,09,28,458.57	1,09,53,053.00	25,91,249.00	0.00	52,44,72,760.57	21,98,62,198.75		3,97,90,834.84	25,96,53,033.59	26,48,19,726.98	29,10,66,259.82



PRINCIPAL

Alva's Institute of Engg. & Technology
Mijar, MOODBIDRI - 574 225, D.K.

