

Project report on

“A study on a Health and safety measures adopted at Bhagirathi Rice Mill”

Kalmargi - Shiriyara, Udupi Dist.

Submitted by

SHIVANI HEGDE

4AL18MBA68

Submitted to

VISVESVARAYA TECHNOLOGICAL UNIVERSITY, BELAGAVI.

In partial fulfilment of the requirements for the award of the degree of

MASTER OF BUSINESS ADMINISTRATION

Under the guidance of

INTERNAL GUIDE

Prof. Abhijeeth Bekalkar

Asst. Professor

Department of MBA.

AIET, Mijar.

EXTERNAL GUIDE

Mr.Vinayaka Shenoy

Manager

Bhagirathi Rice Mill

Kalmargi – Shiriyara



DEPARTMENT OF BUSINESS ADMINISTRATION

ALVA'S INSTITUTE OF ENGINEERING AND TECHNOLOGY

2019-2020

**BHAGIRATHI RICE MILL****Rice & Paddy Merchants**Kalmargi, Shiriya - 576210. Udupi Dist.
0820 2595388, 2595408, 9448952908, 9945770408, 9449052908

17/2/2020

TO WHOMSOEVER IT MAY CONCERN


This is to Certify that Ms. Shivani Hegde ,(4AL18MBA68) student of Alva's Institute of Enginnering and Technology,Mijar,Mangalore ,D.K, Karnataka, has successfully conducted her Project work titled " A study on Health and Safety Measures adopted at Bhagirathi Rice Mill" from January 1st 2020 to February 15th 2020.

During the course of her Project work, she had shown great interest in deeply understanding and comprehending different subjects, particularly that of HR. She also gave some vital suggestions for bringing improvements in some aspects. Her attitude, aptitude, behaviour and performance during the period have been well appreciated.

We wish her success in all her future endeavours.

From,

Bhagirathi Rice mill,
For BHAGIRATHI RICE MILL


MANAGING PARTNER
S. Nagesh Nayak

(Managing partner)





ALVA'S INSTITUTE OF ENGINEERING AND TECHNOLOGY

A Unit of Alva's Education Foundation (R)

(Affiliated to Visvesvaraya Technological University, Belagavi

Approved by AICTE, New Delhi & Recognised by Government of Karnataka)

Shobhavana Campus, Mijar, Moodbidri - 574 225, Mangalore, D.K., Karnataka State.


Phone : 08258-262724 (O), 262725 (P), Telefax:08258-262726


Email : principalaiet08@gmail.com, Web:www.aiet.org.in


24 June 2020

CERTIFICATE

This is to certify that Shivani Hegde bearing USN 4AL18MBA68, is a bonafide student of PG Department of Business Administration of Alva's Institute of Engineering and Technology, Mijar, affiliated to Visvesvaraya Technological University, Belagavi. The project report on "A Study on Health and Safety Measures adopted at Bhagirathi Rice Mill" is prepared by her under the guidance of Mr. Abhijeeth Bekalkar, Asst.Professor, PG Department of Business Administration in partial fulfillment of the requirements for the award of the degree of Master of Business Administration of Visvesvaraya Technological University, Belagavi, Karnataka.

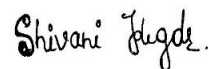

Mr. Abhijeeth Bekalkar
Signature of Internal Guide


Dr. Claret Mendonca
Signature of HOD
DEAN
Dept. of Business Administration
Alva's Institute of Engg. & Technology
MIJAR - 574 225


Dr. Peter Fernandes
Signature of Principal
PRINCIPAL
Alva's Institute of Engg. & Technology,
Mijar, MOODBIDRI - 574 225, D.K.

DECLARATION

I SHIVANI HEGDE hereby declare that this internship report entitled “STUDY ON HEALTH AND SAFETY MEASURES ADOPTED AT BHAGIRATHI RICE MILL” prepared by me under the guidance of Mr.Abhijeeth Bekalkar, Professor of M.B.A Department, Alva’s Institute of Engineering And Technology, Mijar, Moodbidri and external assistance by Mr.Vinayaka Shenoy, Manager of Bhagirathi Rice Mill, Shiriyara - kalmargi, Udupi Dist. I also declare that this internship is towards the partial fulfilment of the university regulations for the award of degree of Master Business Administration by Visvesvaraya Technological University, Belgaum. I have undergone a final project period of 6 weeks. I further declare that this internship is based on the original study undertaken by me and has not been submitted for the award of any degree/diploma from any other university /Institution.



(Signature of the student)

Place: Mijar.

Date: 19/06/2020

Shivani Hedge

ACKNOWLEDGEMENT

I, SHIVANI HEGDE, 2nd year MBA student of Alva's Institute of Engineering and Technology, Mijar, Moodbidri, wish to express my gratitude to all concerned people who have helped me, to successfully complete this report.

I'm very thankful to Visevesvaraya Technological University for giving opportunity to undertake this project study as a part of the fulfilment of Master of Business Administration.

I'm extremely thankful to Mr.Dinesh Nayak, Managing Director of Bhagirathi Rice Mill, Kalmargi - Shiriyar for guiding me and for extending full support at all stages of this project.

I extend my heartfelt gratitude to my guide Prof.Abhijeeth Bekalkar, faculty MBA Department, for his valuable advice and guidance rendered to me to complete this project successfully. I would like to express my sincere gratitude to my parents for their continued encouragement and support.

Place: Mijar.

Shivani Hegde

Date: 20/06/2020

(4AL18MBA68)

CONTENTS

1	COVER PAGE	I.
2	COMPANY CERTIFICATE FROM THE ORGANIZATION.	II.
3	CERTIFICATE FROM THE INSTITUTE	III.
4	DECLARATION BY THE STUDENT	IV.
5	ACKNOWLEDGEMENT	V.
6	TABLE OF CONTENT	VI.
7	LIST OF TABLE	VII.
8	LIST OF TABLE AND GRAPH	VIII.
9	EXECUTIVE SUMMARY	IX
CHAPTER	PARTICULAR	PAGE NO
1	INTRODUCTION	1-13
2	CONCEPTUAL BACKGROUND AND LITREATURE REVIEW	14-23
3	RESEARCH DESIGN	24-26
4	DATA ANALYSIS AND INTERPRETATION	27-60
5	FINDINGS,SUGGESTION AND CONCLUSION	61-63
	BIBLIOGRAPHY,WEBILOGRAPHY ANNEXURE QUESTIONNAIRE	64-72

LIST OF TABLE

SL.NO NO	TITLE	PAGE
Table - 4.1	Table Showing the Percentage of age wise distribution.	27
Table -4.2	Table Showing the ratio of men and women.	28
Table -4.3	Table showing the areas of belongingness of employees.	29
Table-4.4	Table showing the educational qualification of the employees.	30
Table -4.5	Table showing the experience of the employees in the organisation.	31
Table -4.6	Table showing the job performance in the sites.	32
Table -4.7	Table showing the awareness of employees regarding the health and safety measures adopted by organisation.	33
Table -4.8	Table showing the medical facilities provided by the company.	34
Table -4.9	Table showing the regularity of providing health check – up to the employees by the organisation.	35
Table -4.10	Table showing the kind of health problem health problem faced by the employees due to working nature.	36
Table -4.11	Table showing the health problem which shows impact work environment pollution.	37
Table -4.12	Table showing the facilities of care taker for employees children during work hour.	38
Table -4.13	Table showing the company's way of compensation to their employees in case of any accidents.	39
Table -4.14	Table showing the rank of accidents by their occurrence in the organisation.	40
Table -4.15	Table showing the satisfaction of employees regarding health and safety measures adopted at organisation.	41
Table -4.16	Table showing the employees stress level towards works.	42
Table -4.17	Table showing the safety in toxic substances which are associated with industries supplies in the strom seepage system.	43

Table -4.18	Table showing the maintenance of emergency doors are maintained properly.	44
Table -4.19	Table showing instruction in respect of general safety precautions to be taken in the being of the work.	45
Table -4.20	Table showing the arrangement for communicating health and safety issues	46
Table -4.21	Information regarding the proper drinking water and toilets available in the organisation.	47
Table -4.22	Percentage showing the feeling of employees regarding working in the rice mill follows health problems.	48
Table -4.23	Information regarding about the organisation providing personal safety measures like helmet, shoes and hand gloves etc.	49
Table -4.24	Information available about the instruction plates available at the spot of the manufacturing sites to prevent possible accidents.	50
Table -4.25	Percentages showing the availability of medical help (emergency help) available in the workplace in the organisation.	51
Table -4.26	Table showing the health and safety measures training provided by the organisation.	52
Table -4.27	Information regarding the proper maintains of the organisational machines.	53
Table-4.28	Information regarding the cleanness and maintains of latrines and urinals (Toilets) daily.	54
Table -4.29	Table showing about the latrines and urinals are maintained and cleaned daily.	55
Table -4.30	Table showing regarding the working temperature in the workplace	56
Table -4.31	Table showing about the ventilation and light facility in the organisations.	57
Table -4.32	Table showing about the safety concern in the working environment.	58

Table -4.33	Information showing about maintains of first aid box with necessary items.	59
Table -4.34	Percentage of officialdom implement necessary disciplinary procedure to maintain a health and safety measures.	60

LIST OF GRAPH

SL.NO NO	TITLE	PAGE
Chart No.4.1	Chart showing the percentage of age wise distribution.	27
Chart No.4.2	Chart showing the gender distribution in percentages.	28
Chart No.4.3	Chart showing the area of employee belongings.	29
Chart No.4.4	Chart showing the educational qualifications.	30
Chart No.4.5	Chart showing the experience of the employees.	31
Chart No.4.6	Chart showing the job performance in the site.	32
Chart No.4.7	Chart showing about the awareness of the health and safety measures adopted in the organisation.	33
Chart No.4.8	Chart showing the about the medical facility providing in the organisation.	34
Chart No.4.9	Chart showing the regularity of health check up for work.	35
Chart No.4.10	Chart showing the health problem faced by the employees.	36
Chart No.4.11	Chart showing the health problem faced due to the nature of your work environment.	37
Chart No.4.12	Chart showing about the any place to look after employees children.	38
Chart No.4.13	Chart showing the how company will compensates to their employees in case of accidents.	39
Chart No.4.14	Chart showing the rank of accidents by their occurrence.	40
Chart No.4.15	Chart showing the satisfaction level of the employees by the adoption of health and safety measures.	41
Chart No.4.16	Chart showing the stress level towards works.	42
Chart No.4.17	Chart showing the safety in the association supplies of toxic substances in to the strom seepage system.	43
Chart No.4.18	Chart showing maintains of emergency exits doors in the organisations.	44

Chart No.4.19	Chart showing about the instruction in respect of general safety precautions to be taken before begins the works,	45
Chart No.4.20	Chart showing the effective arrangement for communicating health and safety issues.	46
Chart No.4.21	Chart showing the proper drinking and changing room facilities available in the workplace.	47
Chart No.4.22	Chart showing the feeling of employees in working in rice leads health problems.	48
Chart No.4.23	Chart showing about the personal safety measures like to wear helmet, shoes and hand gloves etc. before start a work.	49
Chart No.4.24	Chart showing about the various instruction plates are placed in the manufacturing place to prevent the accidents.	50
Chart No.4.25	Chart showing the medical help (emergency tools) available in the workplace in emergency.	51
Chart No.4.26	Chart showing the Health and safety training facilities provided to employees.	52
Chart No.4.27	Chart showing the proper maintains of machineries.	53
Chart No.4.28	Chart showing the daily cleanses of latrines and urinals.	54
Chart No.4.29	Chart showing about the fitness of temperature in the workplace.	55
Chart No.4.30	Chart showing the regarding the working temperature in the workplace.	56
Chart No.4.31	Chart showing the adequate ventilation and light facility in workplace.	57
Chart No.4.32	Chart showing the percentage safeness of workplace.	58
Chart No.4.33	Chart showing the company maintaining the first aid box with necessary items.	59
Chart No.4.34	Chart showing the percentage on the implementation of disciplinary procedure to maintain a health and safety.	60

EXECUTIVE SUMMARY

The project entitled “A study on health and safety measures adopted at Bhagirathi Rice Mill” includes automotive industry profile, company profile, product and services, SWOT Analysis, Infrastructure facilities, research methodology, theoretical background, Literature review, Analysis and interpretation, findings and suggestion.

Health and safety in the working atmosphere is the basic right of the employees and responsibility of the management. Health and safety measures in organisation gaining more importance in current work environment. They have become factors contributing to workers welfare and are thus while studying worker's job satisfaction. This has become wider scope because apart from safety matters it covers the adversities cover developing in the working conditions like night shifts, long working hours etc. are examples of adversities. Though such adversities are not specifically provided for, provisions have been made under constitution to ensure safety of workers.

Rice Mill is well known for the excellence of its quality concern and quality products catering to verify of applications as per customer requirements and exceed their satisfaction by proving innovation solution.

Method of collecting primary data was through questionnaire and personnel interview and secondary data has been collected through internet, observation, company Manual etc. For the purpose of study 60 employee's chosen as a sample size through random convenience sampling. Data collected was tabulated and Microsoft excel was used to derive percentage.

Through this study, evaluation of data has been done and it is found that the employees are satisfied with the safety measures provide in the organization. Here employees should have knowledge of work to be performed by them. Before conducting health and safety, welfare measures survey has to be conducted so as to know the specific requirement of employees. To improve further, the company can provide canteen facility and a medical office to motivate the employees. In any industry has vital role not only for the growth of its employees but also for influencing its own productivity. Quality performance leads to increase in confidence level and motivates employees.

