

Project Report on
**“AN ANALYSIS OF PRICE MOVEMENT OF SHARES AND COMPANY
PERFORMANCE WITH RESPECT TO IT FIRMS”**

BY

AJITH KUMAR K

USN: 4LV16MBA01



Submitted to

VISVESVARAYA TECHNOLOGICAL UNIVERSITY, BELGAUM

In partial fulfilment of the requirements for the award of the degree of

MASTER OF BUSINESS ADMINISTRATION

Under the guidance of

INTERNAL GUIDE

Prof. Vidyadhara

Asst. Professor

Department of MBA

AIET, Mijar.

EXTERNAL GUIDE

Mr. Sandeep

Branch Manager

ATS Pvt. Ltd.

Mangalore.




Department of MBA

ALVA'S INSTITUTE OF ENGINEERING AND TECHNOLOGY

Shobhavana campus, Mijar, Moodbidri, Mangalore Taluk, D.K -574225

2017-2018

May-2018



CERTIFICATE

This is to certify that **Mr. Ajith Kumar K** (USN: 4LV16MBA01), II year (IV Semester), MBA student of **Alva's Institute Of Engineering And Technology**, Mijar, Moodbidri has undertaken project work regarding "An Analysis Of Price Movement Of Shares And Company Performance With Respect IT Firms" in our organisation for the period from 15th January 2018 to 24th March 2018 and has successfully completed his project work.

During this period, the interest shown by the student in undergoing this project and the conduct of the student in the learning process were very good. He has gained the practical knowledge in the stock market during this period.

We wish him all the best for his bright future.

For the Aditya Trading Solutions Pvt. Ltd. Mangalore.

ADITYA TRADING SOLUTIONS PVT. LTD.,
Essel Towers, # 9, 5th Floor
Bunts Hostel Circle,
MANGALORE - 575 003
Date: 21.05.2018

Signature of external guide

For **ADITYA TRADING SOLUTIONS PVT. LTD.**


21/05/2018
Branch Manager



ALVA'S INSTITUTE OF ENGINEERING AND TECHNOLOGY

A Unit of Alva's Education Foundation (R)

(Affiliated to Visvesvaraya Technological University, Belagavi

Approved by AICTE, New Delhi & Recognised by Government of Karnataka)

Shobhavana Campus, Mijar, Moodbidri - 574 225, Mangalore, D K , Karnataka State

Phone : 08258-262724 (O), 262725 (P), Telefax 08258-262726


Email : principalalet08@gmail.com, Web www.alet.org.in


20-May-2018

CERTIFICATE

It is hereby certified that **Mr. AJITH KUMAR K** bearing **USN: 4LV16MBA01** is a bonafide student of the Master of Business Administration course of the Institute (2016-18), affiliated to Visvesvaraya Technological University, Belgaum.

The project report on "AN ANALISYS OF PRICE MOVEMENT OF SHARES AND COMPANY PERFORMANCE WITH RESPECT TO IT FIRMS " is prepared by him under the guidance of **Prof. VIDYADHARA**, assistant Professor, Department of MBA, in partial fulfillment of the requirements for the award of the degree of Master of Business Administration under Visvesvaraya Technological University, Belgaum, and Karnataka.


Prof. Vidyadhara
Internal Guide


Prof. P Ramakrishna Chadaga
Dean – MBA

DEAN
Dept. of Business Administration
Alva's Institute of Engg. & Technology
MIJAR – 574 225


Dr. Peter Fernandes

Principal
Alva's Institute of Engg. & Technology,
Mijar, MOODBIDRI - 574 225, D.K.

DECLARATION

I, **Ajith Kumar K**, hereby declare that the Project report entitled “**An Analysis of Price Movement of Shares And Company Performance With Respect IT firms**” with reference to “**Aditya Trading Solution Pvt. Ltd., Mangalore**” prepared by me under the guidance of **Prof. Vidyadhara**, Assistant Professor M.B.A Department, Alva’s Institute of Engineering and Technology and external assistance by **Mr. Sandeep**, Branch Manager, Aditya Trading Solution Pvt. Ltd. Mangalore.

I also declare that this Project work is towards the partial fulfilment of the university Regulations for the award of degree of Master of Business Administration by Visvesvaraya Technological University, Belgaum.

I have undergone a summer project for a period of Twelve weeks. I further declare that this Project is based on the original study undertaken by me and has not been submitted for the award of any degree/diploma from any other University / Institution.

Place: Moodbidri

Date: 25/5/18



Signature

(Ajith Kumar K)

ACKNOWLEDGEMENT

Completion of a task by shaping and achieving the objective is often a result of valuable contribution from number of individuals, directly or indirectly.

Firstly I thank almighty God for showering his choicest blessing and keeping me in good health throughout the tenure of the project.

I wish to express my heartfelt gratitude to a number of people who have been associated with me throughout this project. At the outset I would like to acknowledge my gratitude to **Mr. Ramakrishna Chadaga**, Dean of Department of Business Administration.

I am deeply indebted to my faculty guide **Prof. Vidyadhara**, Assistant Professor, Department of Business Administration, for his regular supervision and valuable suggestion. I wish to convey my whole hearted gratitude to **Mr. Sandeep**, Branch Manager, Aditya Trading Solutions Pvt. Ltd. and his staff for granting permission and providing valuable information regarding the project.

It's my privilege to thank our beloved principal **Dr. Peter Fernandes** for giving me the opportunity to take up this project. My profound gratitude to all the faculty member of the Department of Business Administration, Alva's Institute of Engineering and Technology, Mijar, Moodbidri.

Finally I extend my gratitude to my parents and friends for their constant co-operation, encouragement and support without which this work would not have completed successfully.

Ajith Kumar K

CONTENTS

Executive Summary

Chapter No.	Title	Page No.
I	Introduction	1-11
II	Conceptual Background and Literature Review	12-16
III	Research Design	17-19
IV	Data Analysis and Interpretation	20-84
V	Summary of Findings, Suggestion and Conclusion	85-86
	Bibliography	87-88
	Annexure	89

LIST OF TABLES

Table No.	Particulars	Page No.
4.1	Correlation analysis between Tata Consultancy Services index price and Tata Consultancy Services stock price.	20
4.2	Correlation analysis between Wipro index price and Wipro stock price.	20
4.3	Correlation analysis between Tech Mahindra Ltd. index price and Tech Mahindra Ltd. stock price.	21
4.4	Correlation analysis between Tata Elxsi Ltd. index price and Tata Elxsi Ltd. stock price.	21
4.5	Correlation analysis between Sasken Technologies Ltd. index price and Sasken Technologies Ltd. stock price.	22
4.6	Correlation analysis between Rolta India Ltd. index price and Rolta India Ltd. stock price.	22
4.7	Correlation analysis between Ramco Systems Ltd. index price and Ramco Systems Ltd. stock price.	23
4.8	Correlation analysis between Polaris Consulting Service Ltd. index price and Polaris Consulting Service Ltd. stock price.	23
4.9	Correlation analysis between Persistent System Ltd. index price and Persistent System Ltd. stock price.	24
4.10	Correlation analysis between Oracle Financial Service Software Ltd. index price and Oracle Financial Service Software Ltd. stock price.	24
4.11	Correlation analysis between NIIT Technologies Ltd. index price and NIIT Technologies Ltd. stock price.	25
4.12	Correlation analysis between Mphasis Ltd. index price and Mphasis Ltd. stock price.	25
4.13	Correlation analysis between Mindtree Ltd. index price and Mindtree Ltd. stock price.	26
4.14	Correlation analysis between Mastek Ltd. index price and Mastek Ltd. stock price.	26
4.15	Correlation analysis between Infosys Ltd. index price and Infosys Ltd. stock price.	27

4.16	Correlation analysis between Infinite Computer Solutions Ltd. index price and Infinite Computer Solutions Ltd. stock price.	27
4.17	Correlation analysis between Hinduja Ventures Ltd. index price and Hinduja Ventures Ltd. stock price.	28
4.18	Correlation analysis between Hinduja Global Solutions Ltd. index price and Hinduja Global Solutions Ltd. stock price.	28
4.19	Correlation analysis between Hexaware Technologies Ltd. index price and Hexaware Technologies Ltd. stock price.	29
4.20	Correlation analysis between HCL Technologies Ltd. index price and HCL Technologies Ltd. stock price.	29
4.21	Correlation analysis between Cyient Ltd. index price and Cyient Ltd. stock price.	30
4.22	Correlation analysis between 8k Miles Software Ltd. index price and 8k Miles Software Ltd. stock price.	30
4.23	Correlation analysis of Tata Consultancy Services index price with other company's stock price.	31-34
4.24	Summary Statistics.	34
4.25	Correlation analysis of Wipro index price with other company's stock price.	35-38
4.26	Summary Statistics.	38
4.27	Correlation analysis of Tech Mahindra Ltd. index price with other company's stock price.	39-42
4.28	Summary Statistics.	42
4.29	Correlation analysis of Tata Elxsi Ltd. index price with other company's stock price.	43-46
4.30	Summary Statistics.	46
4.31	Correlation analysis of Sasken Technologies Ltd. index price with other company's stock price.	46-49
4.32	Summary Statistics.	49
4.33	Correlation analysis of Rolta India Ltd. index price with other company's stock price.	50-53
4.34	Summary Statistics.	53

4.35	Correlation analysis of Ramco Systems Ltd. index price with other company's stock price.	53-56
4.36	Summary Statistics.	56
4.37	Correlation analysis of Polaris Consulting Services Ltd. index price with other company's stock price.	57-59
4.38	Summary Statistics.	59
4.39	Correlation analysis of Persistent Systems Ltd. index price with other company's stock price.	60-62
4.40	Summary Statistics.	62
4.41	Correlation analysis of Oracle Financial Services Software Ltd. index price with other company's stock price.	63-65
4.42	Summary Statistics.	65
4.43	Correlation analysis of NIIT Technologies Ltd. index price with other company's stock price.	65-67
4.44	Summary Statistics.	67
4.45	Correlation analysis of Mphasis Ltd. index price with other company's stock price.	68-70
4.46	Summary Statistics.	70
4.47	Correlation analysis of Mindtree Ltd. index price with other company's stock price.	70-72
4.48	Summary Statistics.	72
4.49	Correlation analysis of Mastek Ltd. index price with other company's stock price.	73-74
4.50	Summary Statistics.	74
4.51	Correlation analysis of Infosys Ltd. index price with other company's stock price.	75-76
4.52	Summary Statistics.	76
4.53	Correlation analysis of Infinite Computer Solutions Ltd. index price with other company's stock price.	77-78
4.54	Summary Statistics.	78
4.55	Correlation analysis of Hinduja Ventures Ltd. index price with other company's stock price.	78-79
4.56	Summary Statistics.	79

4.57	Correlation analysis of Hinduja Global Solutions Ltd. index price with other company's stock price.	80-81
4.58	Summary Statistics.	81
4.59	Correlation analysis of Hexaware Technologies Ltd. index price with other company's stock price.	81-82
4.60	Summary Statistics.	82
4.61	Correlation analysis of HCL Technologies Ltd. index price with other company's stock price.	82-83
4.62	Summary Statistics.	83
4.63	Correlation analysis of Cyient Ltd. index price with other company's stock price.	83-84
4.64	Summary Statistics.	84

EXECUTIVE SUMMARY

The project is undergone in “Aditya Trading Solutions Pvt. Ltd.” includes a study on “An Analysis of Price Movement of Shares and Company Performance With Respect To IT firms”

The Study mainly aimed at an overall exposure to the working of an organisation and to relate the theoretical concept learnt in the classroom to the organisational function. The study has been conducted by collecting relevant secondary data. The report prepared thereon and presented here which is divided mainly into two parts.

The study had made use of basic tool Correlation analysis to determine the correlation between share price of the company and market index price of the company this tool is used by every technical analyst in the modern days. The study has mainly focused on the historical Price pattern and formation are used to prove the relevance of technical analysis.

The first part includes a detailed study on the stock exchange. Back ground, study on the financial and services provided by Aditya Trading Solutions Pvt. Ltd.

The second part includes background of the study and detailed Data analysis and Interpretation of selected companies for study.

Finally summary of findings, suggestion and conclusions which provides the clear picture of my finding about the study and my solutions on the basis of the technical analysis and finally about the overall study.