

<b>Course Title: STRENGTH OF MATERIALS</b>			
[As per Choice Based Credit System (CBCS) scheme]			
<b>SEMESTER – III</b>			
Subject Code	15CV32	I.A. Marks	20
Number of Lecture Hours/Week	04	Exam. Marks	80
Total Number of Lecture Hours	50	Exam. Hours	03
<b>CREDITS – 04</b>			
<b>Course objectives:</b> This course will enable students;			
<ol style="list-style-type: none"> <li>1. To understand the basic concepts of the stresses and strains for different materials and strength of structural elements.</li> <li>2. To know the development of internal forces and resistance mechanism for one dimensional and two dimensional structural elements.</li> <li>3. To analyse and understand different internal forces and stresses induced due to representative loads on structural elements.</li> <li>4. To analyse and understand principal stresses due to the combination of two dimensional stresses on an element and failure mechanisms in materials.</li> <li>5. To evaluate the behavior of torsional members, columns and struts.</li> </ol>			
<b>Modules</b>		<b>Teaching Hours</b>	<b>Revised Bloom's Taxonomy (RBT) Level</b>
<b>Module -1:</b>			
<b>Simple Stresses and Strain:</b> Introduction, Definition and concept and of stress and strain. Hooke's law, Stress-Strain diagrams for ferrous and non-ferrous materials, factor of safety, Elongation of tapering bars of circular and rectangular cross sections, Elongation due to self-weight. Saint Venant's principle, Compound bars, Temperature stresses, Compound section subjected to temperature stresses, state of simple shear, Elastic constants and their relationship.		10 Hours	L2,L3
<b>Module -2:</b>			
<b>Compound Stresses:</b> Introduction, state of stress at a point, General two dimensional stress system, Principal stresses and principal planes. Mohr's circle of stresses <b>Thin and Thick Cylinders:</b> Introduction, Thin cylinders subjected to internal pressure; Hoop stresses, Longitudinal stress and change in volume. Thick cylinders subjected to both internal and external pressure; Lamé's equation, radial and hoop stress distribution.		5 Hours	L2,L4
		5 Hours	L2,L4
<b>Module-3:</b>			

<b>Shear Force and Bending Moment in Beams:</b> Introduction to types of beams, supports and loadings. Definition of bending moment and shear force, Sign conventions, relationship between load intensity, bending moment and shear force. Shear force and bending moment diagrams for statically determinate beams subjected to points load, uniformly distributed loads, uniformly varying loads, couple and their combinations.	10 Hours	L2,L4
<b>Module -4:</b>		
<b>Bending and Shear Stresses in Beams:</b> Introduction, pure bending theory, Assumptions, derivation of bending equation, modulus of rupture, section modulus, flexural rigidity. Expression for transverse shear stress in beams, Bending and shear stress distribution diagrams for circular, rectangular, 'I', and 'T' sections. Shear centre(only concept)	6 Hours	L2,L4
<b>Columns and Struts:</b> Introduction, short and long columns. Euler's theory; Assumptions, Derivation for Euler's Buckling load for different end conditions, Limitations of Euler's theory. Rankine-Gordon's formula for columns.	4 Hours	L2,L4
<b>Module -5:</b>		
<b>Torsion in Circular Shaft:</b> Introduction, pure torsion, Assumptions, derivation of torsion equation for circular shafts, torsional rigidity and polar modulus Power transmitted by a shaft, combined bending and torsion.	7 Hours	L2,L4
<b>Theories of Failure:</b> Introduction, maximum principal stress theory (Rankine's theory), Maximum shearing stress theory (Tresca's theory), Strain energy theory (Beltrami and Haigh), and maximum strain theory (St. Venant's theory).	3 Hours	L1,L2

  
 H.O.D.  
 Dept. of Civil Engineering  
 Alva's Institute of Engg. & Tech.  
 Mijar, Moodbidri - 574 222



**Course outcomes:**

After studying this course, students will be able;

1. To evaluate the strength of various structural elements internal forces such as compression, tension, shear, bending and torsion.
2. To suggest suitable material from among the available in the field of construction and manufacturing.
3. To evaluate the behavior and strength of structural elements under the action of compound stresses and thus understand failure concepts.
4. To understand the basic concept of analysis and design of members subjected to torsion.
5. To understand the basic concept of analysis and design of structural elements such as columns and struts.

**Program Objectives (as per NBA)**

- *Engineering Knowledge.*
- *Problem Analysis.*
- *Interpretation of data.*

**Question paper pattern:**

- The question paper will have Ten questions, each full question carrying 16 marks.
- There will be two full questions (with a maximum three sub divisions, if necessary) from each module.
- Each full question shall cover the topics under a module.
- ***The students shall answer Five full questions selecting one full question from each module.***
- If more than one question is answered in modules, best answer will be considered for the award of marks limiting one full question answer in each module.

**Text Books:**

1. B.S. Basavarajaiah, P.Mahadevappa "Strength of Materials" in SI Units, University Press (India) Pvt. Ltd., 3<sup>rd</sup> Edition, 2010
2. Ferdinand P. Beer, E. Russell Johnston and Jr. John T. DeWolf "Mechanics of Materials", Tata McGraw-Hill, Third Edition, SI Units

**Reference Books:**

1. D.H. Young, S.P. Timoshenko "Elements of Strength of Materials" East West Press Pvt. Ltd., 5<sup>th</sup> Edition (Reprint 2014)
2. R K Bansal, "A Textbook of Strength of Materials", 4th Edition, Laxmi Publications, 2010
3. S.S. Rattan "Strength of Materials" McGraw Hill Education (India) Pvt. Ltd., 2<sup>nd</sup> Edition (Sixth reprint 2013)
4. Vazirani, V N, Ratwani M M. and S K Duggal "Analysis of Structures Vol. I", 17<sup>th</sup> Edition, Khanna Publishers, New Delhi.

<b>Course Title: FLUIDS MECHANICS</b>			
[As per Choice Based Credit System (CBCS) scheme]			
<b>SEMESTER – III</b>			
Subject Code	15CV33	IA Marks	20
Number of Lecture Hours/Week	04	Exam Marks	80
Total Number of Lecture Hours	50	Exam Hours	03
<b>CREDITS – 04</b>			
<b>Course objectives:</b>  <b>The objectives of this course is to make students to learn:</b> <ol style="list-style-type: none"> <li>1. The Fundamental properties of fluids and its applications.</li> <li>2. Hydrostatic laws and application to practical problem solving</li> <li>3. Principles of Kinematics and Hydro-Dynamics for practical applications</li> <li>4. Basic design of pipes and pipe networks considering flow, pressure and its losses.</li> <li>5. The basic flow rate measurements</li> </ol>			
<b>Modules</b>		<b>Teaching Hours</b>	<b>Revised Bloom's Taxonomy (RBT) Level</b>
<b>Module -1</b>			
<b>Fluids &amp; Their Properties:</b> Concept of fluid, Systems of units. Properties of fluid; Mass density, Specific weight, Specific gravity, Specific volume, Viscosity, Cohesion, Adhesion, Surface tension & Capillarity. Fluid as a continuum, Newton's law of viscosity (theory & problems). Capillary rise in a vertical tube and between two plane surfaces (theory & problems). vapor pressure of liquid, compressibility and bulk modulus, capillarity, surface tension, pressure inside a water droplet, pressure inside a soap bubble and liquid jet. Numerical problems		<b>5 Hours</b>	<b>L2,L3</b>
<b>Fluid Pressure and Its Measurements:</b> Definition of pressure, Pressure at a point, Pascal's law, Variation of pressure with depth. Types of pressure. Measurement of pressure using simple, differential & inclined manometers (theory & problems). Introduction to Mechanical and electronic pressure measuring devices.		<b>5 Hours</b>	<b>L2,L3</b>



<b>Module -2</b>		
<b>Hydrostatic forces on Surfaces :</b> Definition, Total pressure, centre of pressure, total pressure on horizontal, vertical and inclined plane surface, total pressure on curved surfaces, water pressure on gravity dams, Lock gates. Numerical Problems.	<b>3 Hours</b>	<b>L2,L4</b>
<b>Fundamentals of fluid flow (Kinematics):</b> Introduction. Methods of describing fluid motion. Velocity and Total acceleration of a fluid particle. Types of fluid flow, Description of flow pattern. Basic principles of fluid flow, three-dimensional continuity equation in Cartesian coordinate system. Derivation for Rotational and irrotational motion. Potential function, stream function, orthogonality of streamlines and equipotential lines. Numerical problems on Stream function and velocity potential. Introduction to flow net.	<b>7 Hours</b>	<b>L2,L4</b>
<b>Module -3</b>		
<b>Fluid Dynamics:</b> Introduction. Forces acting on fluid in motion. Euler's equation of motion along a streamline and Bernoulli's equation. Assumptions and limitations of Bernoulli's equation. Modified Bernoulli's equation. Problems on applications of Bernoulli's equation (with and without losses). Vortex motion; forced vortex, free vortex, problems Momentum equation problems on pipe bends. <b>Applications:</b> Introduction. Venturimeter, Orificemeter, Pitot tube. Numerical Problems	<b>10 Hours</b>	<b>L2,L4</b>
<b>Module -4</b>		
<b>Orifice and Mouthpiece:</b> Introduction, classification, flow through orifice, hydraulic coefficients, Numerical problems. Mouthpiece, classification, Borda's Mouthpiece (No problems). <b>Notches and Weirs:</b> Introduction. Classification, discharge over rectangular, triangular, trapezoidal notches, Cippoletti notch, broad crested weirs. Numerical problems. Ventilation of weirs, submerged weirs.	<b>3 Hours</b>	<b>L1,L2</b>
	<b>7 Hours</b>	<b>L2,L4</b>

**Module -5****Flow through Pipes:**

Introduction. Major and minor losses in pipe flow. Darcy-Weisbach equation for head loss due to friction in a pipe. Pipes in series, pipes in parallel, equivalent pipe-problems. Minor losses in pipe flow, equation for head loss due to sudden expansion. Numerical problems. Hydraulic gradient line, energy gradient line. Pipe Networks, Hardy Cross method, Numerical problems.

**7 Hours****L2,L4****Surge Analysis in Pipes:**

Water hammer in pipes, equations for pressure rise due to gradual valve closure and sudden closure for rigid and elastic pipes. Problems

**3 Hours****L2,L4****Course outcomes:**

After successful completion of the course, the student will be able to:

1. Possess a sound **knowledge** of fundamental properties of fluids and fluid continuum
2. **Compute** and solve problems on hydrostatics, including practical applications
3. **Apply** principles of mathematics to represent kinematic concepts related to fluid flow
4. **Apply** fundamental laws of fluid mechanics and the Bernoulli's principle for practical applications
5. **Compute** the discharge through pipes and over notches and weirs

**Program Objectives (as per NBA)**

- *Engineering Knowledge.*
- *Problem Analysis.*
- *Interpretation of data.*

**Question paper pattern:**

- The question paper will have Ten questions, each full question carrying 16 marks.
- There will be two full questions (with a maximum Three sub divisions, if necessary) from each module.
- Each full question shall cover the topics under a module.
- The students shall answer Five full questions selecting one full question from each module.
- If more than one question is answered in modules, best answer will be considered for the award of marks limiting one full question answer in each module.



**Text Books:**

1. P N Modi and S M Seth, "Hydraulics and Fluid Mechanics, including Hydraulic Machines", 20<sup>th</sup> edition, 2015, Standard Book House, New Delhi
2. R.K. Bansal, "A Text book of Fluid Mechanics and Hydraulic Machines", Laxmi Publications, New Delhi
3. S K SOM and G Biswas, "Introduction to Fluid Mechanics and Fluid Machines", Tata McGraw Hill, New Delhi

**Reference Books:**

1. Victor L Streeter, Benjamin Wylie E and Keith W Bedford, "Fluid Mechanics", Tata McGraw Hill Publishing Co Ltd., New Delhi, 2008(Ed)
2. K Subramanya, "Fluid Mechanics and Hydraulic Machines", Tata McGraw Hill Publishing Co. Ltd.
3. K Subramanya, "Fluid Mechanics and Hydraulic Machines-problems and solutions", Tata McGraw Hill Publishing Co. Ltd.
4. J. F. Douglas, J. M. Gasoriek, John Swaffield, Lynne Jack, "Fluid Mechanics", Pearson, Fifth Edition
5. Mohd.Kaleem Khan, "Fluid Mechanics and Machinery", Oxford University Press

  
H.O.D.  
Dept. of Civil Engineering  
Aiva's Institute of Engg. & Technology  
Mijar, Moodbidri - 574 225

<b>Course Title: BASIC SURVEYING</b>			
[As per Choice Based Credit System (CBCS) scheme]			
<b>SEMESTER – III</b>			
Subject Code	15CV34	IA Marks	20
Number of Lecture Hours/Week	04	Exam Marks	80
Total Number of Lecture Hours	50	Exam Hours	03
<b>CREDITS – 04</b>			
<b>Course objectives:</b> This course will enable students to; <ol style="list-style-type: none"> <li>1. Understand the basic principles of Surveying</li> <li>2. Learn Linear and Angular measurements to arrive at solutions to basic surveying problems.</li> <li>3. Employ conventional surveying data capturing techniques and process the data for computations.</li> <li>4. Analyze the obtained spatial data to compute areas and volumes and draw contours to represent 3D data on plane figures.</li> </ol>			
<b>Modules</b>		<b>Teaching Hours</b>	<b>Revised Bloom's Taxonomy (RBT) Level</b>
<b>Module -1</b>			
<b>Introduction:</b> Definition of surveying, Objectives and importance of surveying. Classification of surveys. Principles of surveying. Units of measurements, Surveying measurements and errors, types of errors, precision and accuracy. Classification of maps, map scale, conventional symbols, topographic maps, map layout, Survey of India Map numbering systems.		<b>6 Hours</b>	<b>L1, L2</b>
<b>Measurement of Horizontal Distances:</b> Measuring tape and types. Measurement using tapes, Taping on level ground and sloping ground. Errors and corrections in tape measurements, ranging of lines, direct and indirect methods of ranging, Electronic distance measurement, basic principle. Booking of tape survey work, Field book, entries, Conventional symbols, Obstacles in tape survey, Numerical problems.		<b>4 Hours</b>	<b>L1, L2</b>



<b>Module -2</b>		
<b>Measurement of Directions and Angles:</b> <b>Compass survey:</b> Basic definitions; meridians, bearings, magnetic and True bearings. Prismatic and surveyor's compasses, temporary adjustments, declination. Quadrantal bearings, whole circle bearings, local attraction and related problems <b>Theodolite Survey and Instrument Adjustment:</b> Theodolite and types, Fundamental axes and parts of Transit theodolite, uses of theodolite, Temporary adjustments of transit theodolite, measurement of horizontal and vertical angles, step by step procedure for obtaining permanent adjustment of Transit theodolite	5 Hours	L2,L3
	5 Hours	L2,L3
<b>Module -3</b>		
<b>Traversing:</b> Traverse Survey and Computations: Latitudes and departures, rectangular coordinates, Traverse adjustments, Bowditch rule and transit rule, Numerical Problems <b>Tacheometry:</b> basic principle, types of tacheometry, distance equation for horizontal and inclined line of sight in fixed hair method, problems	5 Hours	L1, L2
	5 Hours	L1, L2
<b>Module -4</b>		
<b>Leveling:</b> Basic terms and definitions, Methods of leveling, Dumpy level, auto level, digital and laser levels. Curvature and refraction corrections. Booking and reduction of levels. Differential leveling, profile leveling, fly leveling, check leveling, reciprocal leveling, trigonometric leveling (heights and distances-single plane and double plane methods.	10Hours	L3,L4
<b>Module -5:</b>		
<b>Areas and Volumes:</b> Measurement of area – by dividing the area into geometrical figures, area from offsets, mid ordinate rule, trapezoidal and Simpson's one third rule, area from co-ordinates, introduction to planimeter, digital planimeter. Measurement of volumes-trapezoidal and prismoidal formula. <b>Contouring</b> Contours, Methods of contouring, Interpolation of contours, contour gradient, characteristics of contours and uses.	8Hours	L2,L3
	2 Hours	L2,L3

**Course outcomes:**

After a successful completion of the course, the student will be able to:

1. Posses a sound **knowledge** of fundamental principles Geodetics[L1][PO1]
2. *Measurement of vertical and horizontal plane, linear and angular dimensions to arrive at solutions to basic surveying problems.*[L2][L3][PO3]
3. *Capture geodetic data to process and perform analysis for survey problems* [L4][PO2]
4. *Analyse the obtained spatial data and compute areas and volumes. Represent 3D data on plane figures as contours* [L4] [PO2]

**Program Objectives (as per NBA) o**

*Engineering Knowledge.*

- o *Problem Analysis.*
- o *Interpretation of data.*

**Question paper pattern:**

- The question paper will have Ten questions, each full question carrying 16 marks.
- There will be two full questions (with a maximum Three sub divisions, if necessary) from each module.
- Each full question shall cover the topics under a module.
- The students shall answer Five full questions selecting one full question from each module.
- If more than one question is answered in modules, best answer will be considered for the award of marks limiting one full question answer in each module.

**Text Books:**

1. B.C. Punmia, "Surveying Vol.1", Laxmi Publications pvt. Ltd., New Delhi – 2009.
2. Kanetkar T P and S V Kulkarni , Surveying and Leveling Part I, Pune Vidyarthi Griha Prakashan, 1988

**Reference Books:**

1. S.K. Duggal, "Surveying Vol.1", Tata McGraw Hill Publishing Co. Ltd. New Delhi. – 2009.
2. K.R. Arora, "Surveying Vol. 1" Standard Book House, New Delhi. – 2010
3. R Subramanian, Surveying and Leveling, Second edition, Oxford University Press, New Delhi
4. A. Bannister, S. Raymond , R. Baker, "Surveying", Pearson, 7<sup>th</sup> ed., New Delhi

  
H.O.D.  
Dept. of Civil Engineering  
Alva's Institute of Engg. & Technology  
Mijar, Moodbidri - 574 225



<b>Course Title: Building Materials and Construction</b> [As per Choice Based Credit System (CBCS) scheme] <b>SEMESTER – III</b>			
Subject Code	15CV36	IA Marks	20
Number of Lecture Hours/Week	04	Exam Marks	80
Total Number of Lecture Hours	50	Exam Hours	03
<b>CREDITS – 04</b>			
<b>Course objectives:</b> This course will develop a student; <ol style="list-style-type: none"> <li>1. In recognizing the good materials to be used for the construction work</li> <li>2. In investigation of soil condition, Deciding and design of suitable foundation for different structures</li> <li>3. In supervision of different types of masonry</li> <li>4. In selection of materials, design and supervision of suitable type of floor and roof.</li> <li>5. To gain knowledge about doors, windows, plastering, painting, damp proofing, scaffolding, shoring, underpinning and to take suitable engineering measures.</li> </ol>			
<b>Modules</b>		<b>Teaching Hours</b>	<b>Revised Bloom's Taxonomy (RBT) Level</b>
<b>Module -1</b>			
<b>Building Materials:</b> Stone as building material; Requirement of good building stones, Dressing of stones, Deterioration and Preservation of stone work. Bricks; Classification, Manufacturing of clay bricks, Requirement of good bricks. Field and laboratory tests on bricks; compressive strength, water absorption, efflorescence, dimension and warpage. Cement Concrete blocks, Stabilized Mud Blocks, Sizes, requirement of good blocks. Mortar: types and requirements. Timber as construction material Fine aggregate: Natural and manufactured: Sieve analysis, zoning, specific gravity, bulking, moisture content, deleterious materials. Coarse aggregate: Natural and manufactured: Importance of size, shape and texture. Grading of aggregates, Sieve analysis, specific gravity, Flakiness and elongation index, crushing, impact and abrasion tests.		10 Hours	L1 L2
<b>Module -2</b>			

<b>Foundation:</b> Preliminary investigation of soil, safe bearing capacity of soil, Function and requirements of good foundation , types of foundation , introduction to spread, combined , strap, mat and pile foundation <b>Masonry:</b> Definition and terms used in masonry. Brick masonry, characteristics and requirements of good brick masonry, Bonds in brick work, Header, Stretcher, English, Flemish bond, Stone masonry, Requirements of good stone masonry, Classification, characteristics of different stone masonry, Joints in stone masonry. Types of walls; load bearing, partition walls, cavitywalls	10Hours	L1,L2
<b>Module -3</b>		
<b>Lintels and Arches:</b> Definition, function and classification of lintels, Balconies, chejja and canopy. Arches; Elements and Stability of an Arch. <b>Floors and roofs:</b> Floors; Requirement of good floor, Components of ground floor, Selection of flooring material, Laying of Concrete, Mosaic, Marble, Granite, Tile flooring, Cladding of tiles. Roof;-Requirement of good roof, Types of roof, Elements of a pitched roof, Trussed roof, King post Truss, Queen Post Truss, Steel Truss, Different roofing materials, R.C.C.Roof.	10 hours	L3
<b>Module -4:</b>		
<b>Doors, Windows and Ventilators:</b> Location of doors and windows, technical terms, Materials for doors and windows, Paneled door, Flush door, Collapsible door, Rolling shutter, PVC Door, Paneled and glazed Window, Bay Window, French window. Ventilators. Sizes as per IS recommendations <b>Stairs:</b> Definitions, technical terms and types of stairs, Requirements of good stairs. Geometrical design of RCC doglegged and open-well stairs. <b>Formwork:</b> Introduction to form work, scaffolding, shoring, under pinning.	10 Hours	L2 L3 L5
<b>Module -5</b>		
<b>Plastering and Pointing :</b> purpose, materials and methods of plastering and pointing, defects in plastering-Stucco plastering, lathe plastering <b>Damp proofing-</b> causes, effects and methods. <b>Paints-</b> Purpose, types, ingredients and defects,	10 Hours	L4 L5



Preparation and applications of paints to new and old plastered surfaces, wooden and steel surfaces.		
<b>Course outcomes:</b> After a successful completion of the course, the student will be able to: <ol style="list-style-type: none"> <li>1. Select suitable materials for buildings and adopt suitable construction techniques.</li> <li>2. Adopt suitable repair and maintenance work to enhance durability of buildings.</li> </ol>		
<b>Program Objectives (as per NBA) o</b> <i>Engineering Knowledge. o</i> <i>Problem Analysis.</i> <i>o Interpretation of data.</i>		
<b>Question paper pattern:</b> <ul style="list-style-type: none"> <li>• The question paper will have Ten questions, each full question carrying 16 marks.</li> <li>• There will be two full questions (with a maximum Three sub divisions, if necessary) from each module.</li> <li>• Each full question shall cover the topics under a module.</li> <li>• The students shall answer Five full questions selecting one full question from each module.</li> <li>• If more than one question is answered in modules, best answer will be considered for the award of marks limiting one full question answer in each module.</li> </ul>		
<b>Text Books:</b> <ol style="list-style-type: none"> <li>1. Sushil Kumar "Building Materials and construction", 20th edition, reprint 2015, Standard Publishers</li> <li>2. Dr. B.C.Punmia, Ashok kumar Jain, Arun Kumar Jain, "Building Construction, Laxmi Publications (P) Ltd., New Delhi.</li> <li>3. Rangawala S. C. "Engineering Materials", Charter Publishing House, Anand, India.</li> </ol>		
<b>Reference Books:</b> <ol style="list-style-type: none"> <li>1. S.K.Duggal, "Building Materials", (Fourth Edition)New Age International (P) Limited, 2016</li> <li>2. National Building Code(NBC) of India</li> <li>3. P C Vergese, "Building Materials", PHI Learning Pvt. Ltd</li> <li>4. Building Materials and Components, CBRI, 1990, India</li> <li>5. Jagadish.K.S, "Alternative Building Materials Technology", New Age International, 2007.</li> <li>6. M. S. Shetty, "Concrete Technology", S. Chand &amp; Co. New Delhi.</li> </ol>		

<b>Course Title: BUILDING MATERIALS TESTING LABORATORY</b> [As per Choice Based Credit System (CBCS) scheme] <b>SEMESTER – III</b>			
Subject Code	15CVL37	IA Marks	20
Number of Lecture Hours/Week	03	Exam Marks	80
Total Number of Lecture Hours	42	Exam Hours	03
<b>CREDITS – 02</b>			
<b>Course objectives:</b>			
<b>The objectives of this course is to make students to learn:</b>			
<ol style="list-style-type: none"><li>1. Ability to apply knowledge of mathematics and engineering in calculating the mechanical properties of structural materials.</li><li>2. Ability to function on multi-disciplinary teams in the area of materials testing.</li><li>3. Ability to use the techniques, skills and modern engineering tools necessary for engineering.</li><li>4. Understanding of professional and ethical responsibility in the areas of material testing.</li><li>5. 5. Ability to communicate effectively the mechanical properties of materials.</li></ol>			
<b>Modules</b>	<b>Teaching Hours</b>	<b>Revised Bloom's Taxonomy (RBT) Level</b>	
1. Tension test on mild steel and HYSD bars.	03 Hours	L2, L3, L5	
2. Compression test on mild steel, cast iron and wood.	03 Hours	L1, L2, L3, L5	
3. Torsion test on mild steel circular sections.	03 Hours	L1, L2, L3, L5	
4. Bending Test on Wood Under two point loading	03 Hours	L1, L2, L3, L5	
5. Shear Test on Mild steel- single and double shear	03 Hours	L1, L2, L3, L5	
6. Impact test on Mild Steel (Charpy & Izod)	03 Hours	L1, L2, L3, L5	
7. Hardness tests on ferrous and non-ferrous metals – Brinell's, Rockwell and Vicker's	06 Hours	L1, L2, L3, L5	
8. Tests on Bricks and Tiles	03 Hours	L1, L2, L3, L5	
9. Tests on Fine aggregates – Moisture content, Specific gravity, Bulk density, Sieve analysis and Bulking	06 Hours	L1, L2, L3, L5	
10. Tests on Coarse aggregates – Absorption, Moisture content, specific gravity, Bulk density and Sieve analysis	06 Hours	L1, L2, L3, L5	
11. Demonstration of Strain gauges and Strain indicators	03 Hours	L1, L2, L3, L5	
<b>NOTE: All tests to be carried out as per relevant latest BIS Codes</b>			



**Course outcomes:**

After successful completion of the course, the students will be able to:

1. Reproduce the basic knowledge of mathematics and engineering in finding the strength in tension, compression, shear and torsion.
2. Identify, formulate and solve engineering problems of structural elements subjected to flexure.
3. Evaluate the impact of engineering solutions on the society and also will be aware of contemporary issues regarding failure of structures due to unsuitable materials.

**Program Objectives (as per NBA)**

1. *Engineering Knowledge.*
2. *Evaluation of mechanical properties of structural materials.*
3. *Interpretation of test results.*

**Question paper pattern:**

- Group experiments - Tension test, compression test, torsion test and bending test.
- Individual Experiments - Remaining tests.
- Two questions are to be set - One from group experiments and the other as individual experiment.
- Instructions as printed on the cover page of answer script for split up of marks to be strictly followed.
- All exercises are to be included for practical examination.

**Reference Books:**

1. Davis, Troxell and Hawk, "Testing of Engineering Materials", International Student Edition – McGraw Hill Book Co. New Delhi.
2. M L Gambhir and Neha Jamwal, "Building and construction materials-Testing and quality control", McGraw Hill education(India)Pvt. Ltd., 2014
3. Fenner, " Mechanical Testing of Materials", George Newnes Ltd. London.
4. Holes K A, "Experimental Strength of Materials", English Universities Press Ltd. London.
5. Suryanarayana A K, "Testing of Metallic Materials", Prentice Hall of India Pvt. Ltd. New Delhi.
6. Kukreja C B, Kishore K. and Ravi Chawla "Material Testing Laboratory Manual", Standard Publishers & Distributors 1996.
7. Relevant IS Codes

  
H.O.D.  
Dept. of Civil Engineering  
Alva's Institute of Engg. & Technology  
Mijar, Moodbidri - 574 225

<b>Course Title: BASIC SURVEYING PRACTICE</b>			
<b>[As per Choice Based Credit System (CBCS) scheme]</b>			
<b>SEMESTER – III</b>			
<b>Subject Code</b>	<b>15CVL38</b>	<b>IA Marks</b>	<b>20</b>
<b>Number of Lecture Hours/Week</b>	<b>03</b>	<b>Exam Marks</b>	<b>80</b>
<b>Total Number of Lecture Hours</b>	<b>42</b>	<b>Exam Hours</b>	<b>03</b>
<b>CREDITS – 02</b>			
<b>Course objectives:</b> This course will enable students to			
<b>The objectives of this course is to make students to learn:</b>			
<ol style="list-style-type: none"> <li>1. <i>Apply the basic principles of engineering surveying and measurements</i></li> <li>2. <i>Follow effectively field procedures required for a professional surveyor</i></li> <li>3. <i>Use techniques, skills and conventional surveying instruments necessary for engineering practice..</i></li> </ol>			
<b>Modules</b>	<b>Teaching Hours</b>	<b>Revised Bloom's Taxonomy (RBT) Level</b>	
1. a) Measurements of distances using tape along with horizontal planes and slopes, direct ranging. b) Setting out perpendiculars. Use of cross staff, optical square.	03	L3, L4	
2. Obstacles in chaining and ranging – Chaining but not ranging, ranging but not chaining, both ranging and chaining.	03	L3	
3. Measurements of bearings / directions using prismatic compass, setting of geometrical figures using prismatic compass.	03	L3	
4. Measurement of bearings of sides of a closed traverse and adjustment of closing error by Bowditch method.	03	L3	
5. Determination of distance between two inaccessible points using compass and accessories	03	L4	
6. Determination of reduced levels of points using dumpy level/auto level (simple leveling)	03	L4	
7. Determination of reduced levels of points using dumpy level/auto level (differential leveling and inverted leveling)	03	L4	
8. To determine the difference in elevation between two points using Reciprocal leveling and to determine the collimation error	03	L4	
9. To conduct profile leveling, cross sectioning and block leveling. Plotting profile and cross sectioning in excel. Block contour on graph paper to scale	03	L3	
10. Measurement of horizontal angle by repetition and reiteration methods and Measurement of vertical angles using theodolite.	03	L4	



11. Determination of horizontal distance and vertical height to a base inaccessible object using theodolite by single plane and double plane method.	03	L4
12. To determine distance and elevation using tachometric surveying with horizontal and inclined line of sight.	03	L3
13. Closed traverse surveying using Theodolite and applying corrections for error of closure by transit rule.	03	L3
14. Demonstration of Minor instruments like Clinometer, Ceylon Ghat tracer, Box sextant, Hand level, Planimeter, nautical sextant and Pentagraph.	03	L3
<b>Course outcomes:</b> After a successful completion of the course, the student will be able to: <ol style="list-style-type: none"> <li>1. Apply the basic principles of engineering surveying and for linear and angular measurements.</li> <li>2. comprehend effectively field procedures required for a professional surveyor.</li> <li>3. Use techniques, skills and conventional surveying instruments necessary for engineering practice.[L3,L4][PO5]</li> </ol>		
<b>Program Objectives (as per NBA)</b> <ol style="list-style-type: none"> <li>1. <i>Engineering Knowledge.</i></li> <li>2. <i>Problem Analysis.</i></li> <li>3. <i>Interpretation of data.</i></li> </ol>		
<b>Question paper pattern:</b> <ul style="list-style-type: none"> <li>• All are individual experiments.</li> <li>• Instructions as printed on the cover page of answer script for split up of marks to be strictly followed.</li> <li>• All exercises are to be included for practical examination.</li> </ul>		
<b>Text Books:</b> <ol style="list-style-type: none"> <li>1. B.C. Punmia, "<b>Surveying Vol.1</b>", Laxmi Publications pvt. Ltd., New Delhi – 2009.</li> <li>2. Kanetkar T P and S V Kulkarni , <b>Surveying and Levelling Part I</b>, Pune VidyarthiGrihaPrakashan, 1988</li> </ol>		
<b>Reference Books:</b> <ol style="list-style-type: none"> <li>1. S.K. Duggal, "<b>Surveying Vol.1</b>", Tata McGraw Hill Publishing Co. Ltd. New Delhi. – 2009.</li> <li>2. K.R. Arora, "<b>Surveying Vol. 1</b>" Standard Book House, New Delhi. – 2010</li> </ol>		

  
 H.O.D.  
 Dept. of Civil Engineering  
 Alva's Institute of Engg. & Technology  
 Mijar, Moodbidri - 574 225

Course Title: Analysis of Determinate Structures			
[As per Choice Based Credit System (CBCS) scheme]			
SEMESTER – IV			
Subject Code	15CV42	IA Marks	20
Number of Lecture Hours/Week	04	Exam Marks	80
Total Number of Lecture Hours	50	Exam Hours	03
CREDITS – 04			
<b>Course objectives:</b> This course will enable students to			
1. Apply knowledge of mathematics and engineering in calculating slope and deflections			
2. Identify, formulate and solve engineering problems			
3. Analyse structural systems and interpret data			
4. Engage in lifelong learning with the advances in Structural Engineering			
Modules	Teaching Hours	Revised Bloom's Taxonomy (RBT) Level	
<b>Module -1</b>			
<b>Introduction and Analysis of Plane Trusses</b> Structural forms, Conditions of equilibrium, Compatibility conditions, Degree of freedom, Linear and non linear analysis, Static and kinematic indeterminacies of structural systems, Types of trusses, Assumptions in analysis, Analysis of determinate trusses by method of joints and method of sections.	10 Hours	L2,L4,L5	
<b>Module -2</b>			
<b>Deflection of Beams</b> Definition of slope, Deflection and curvature, Sign conventions, Derivation of moment-curvature equation. Double integration method and Macaulay's method: Slope and deflection for standard loading cases and for determinate prismatic beams subjected to point loads, UDL, UVL and couple. Moment area method: Derivation, Mohr's theorems, Sign conventions, Application of moment area method for determinate prismatic beams, Beams of varying section, Use of moment diagram by parts. Conjugate beam method: Real beam and conjugate beam, conjugate beam theorems, Application of conjugate beam method of determinate beams of variable cross sections.	10 Hours	L2,L4,L5	
<b>Module -3</b>			
<b>Energy Principles and Energy Theorems</b> Principle of virtual displacements, Principle of virtual forces, Strain energy and complimentary energy, Strain energy due to axial force, bending, shear and torsion, Deflection of determinate beams and trusses using total strain energy, Deflection at the point of application of single load, Castigliano's theorems and its application to estimate the deflections of trusses, bent frames, Special applications-Dummy unit load method.	10 Hours	L2,L4,L5	



<b>Module -4</b>		
<b>Arches and Cable Structures</b> Three hinged parabolic arches with supports at the same and different levels. Determination of normal thrust, radial shear and bending moment. Analysis of cables under point loads and UDL. Length of cables for supports at same and at different levels- Stiffening trusses for suspension cables.	<b>10 Hours</b>	<b>L2, L4, L5</b>
<b>Module -5</b>		
<b>Influence Lines and Moving Loads</b> Concepts of influence lines-ILD for reactions, SF and BM for determinate beams-ILD for axial forces in determinate trusses- Reactions, BM and SF in determinate beams using rolling loads concepts.	<b>10 Hours</b>	<b>L2, L4, L6</b>
<b>Course outcomes:</b> After studying this course, students will be able to: <ol style="list-style-type: none"> <li>1. Evaluate the forces in determinate trusses by method of joints and sections.</li> <li>2. Evaluate the deflection of cantilever, simply supported and overhanging beams by different methods</li> <li>3. Understand the energy principles and energy theorems and its applications to determine the deflections of trusses and bent frames.</li> <li>4. Determine the stress resultants in arches and cables.</li> <li>5. Understand the concept of influence lines and construct the ILD diagram for the moving loads.</li> </ol>		
<b>Program Objectives (as per NBA)</b> <ul style="list-style-type: none"> <li>o <i>Engineering Knowledge.</i></li> <li>o <i>Problem Analysis.</i></li> <li>o <i>Interpretation of Data.</i></li> </ul>		
<b>Question paper pattern:</b> <ul style="list-style-type: none"> <li>• The question paper will have ten questions, each full question carrying 16 marks.</li> <li>• There will be two full questions (with a maximum Three sub divisions, if necessary) from each module.</li> <li>• Each full question shall cover the topics under a module.</li> <li>• The students shall answer five full questions selecting one full question from each module.</li> <li>• If more than one question is answered in modules, best answer will be considered for the award of marks limiting one full question answer in each module.</li> </ul>		
<b>Text Books:</b> <ol style="list-style-type: none"> <li>1. Reddy C S, Basic Structural Analysis, Tata McGraw Hill, New Delhi.</li> <li>2. Muthu K U. etal, Basic Structural Analysis, 2<sup>nd</sup> edition, IK International Pvt. Ltd., New Delhi, 2015.</li> <li>3. Bhavikatti, Structural Analysis, Vikas Publishing House Pvt. Ltd, New Delhi, 2002.</li> </ol>		
<b>Reference Books:</b> <ol style="list-style-type: none"> <li>1. Hibbeler R C, Structural Analysis, Prentice Hall, 9<sup>th</sup> edition, 2014</li> <li>2. Devadoss Menon, Structural Analysis, Narosa Publishing House, New Delhi, 2008.</li> <li>3. Prakash Rao D S, Structural Analysis, University Press Pvt. Ltd, 2007.</li> </ol>		

  
H.C.D.  
Dept. of Civil Engineering  
Alva's Institute of Engg. & Technology  
Mijar, Moodbidri - 574 225



<b>Course Title: Applied Hydraulics</b> [As per Choice Based Credit System (CBCS) scheme] <b>SEMESTER – IV</b>			
Subject Code	15CV43	IA Marks	20
Number of Lecture Hours/Week	04	Exam Marks	80
Total Number of Lecture Hours	50	Exam Hours	03
<b>CREDITS – 04</b>			
<b>Course Objectives:</b> The objectives of this course is to make students to learn: <ol style="list-style-type: none"> <li>1. Principles of dimensional analysis to design hydraulic models and Design of various models.</li> <li>2. Design the open channels of various cross sections including design of economical sections.</li> <li>3. Energy concepts of fluid in open channel, Energy dissipation, Water surface profiles at different conditions.</li> <li>4. The working principles of the hydraulic machines for the given data and analyzing the performance of Turbines for various design data.</li> </ol>			
Modules	Teaching Hours	Revised Bloom's Taxonomy (RBT) Level	
<b>Module 1: Dimensional and Model analysis</b>	10		
<b>Dimensional analysis</b> Dimensional analysis and similitude: Dimensional homogeneity, Non Dimensional parameter, Rayleigh methods and Buckingham $\pi$ theorem, dimensional analysis, choice of variables, examples on various applications.	03	L1, L2, L3	
<b>Model analysis:</b> Model analysis, similitude, types of similarities, force ratios, similarity laws, model classification, Reynolds model, Froude's model, Euler's Model, Weber's model, Mach model, scale effects, Distorted models. Numerical problems on Reynold's, and Froude's Model .	04	L1, L2, L3	
<b>Buoyancy and Flotation</b> Buoyancy, Force and Centre of Buoyancy, Metacentre and Metacentric height, Stability of submerged and floating bodies, Determination of Metacentric height, Experimental and theoretical method, Numerical problems	03	L1, L2, L3, L4	
<b>Module 2: Open Channel Flow Hydraulics</b>	10		
<b>Uniform Flow</b> Introduction, Classification of flow through channels, Chezy's and Manning's equation for flow through open channel, Most economical channel sections, Uniform flow through Open channels, Numerical Problems.	06	L3, L4	
Specific Energy and Specific energy curve, Critical flow and corresponding critical parameters, Metering flumes, Numerical Problems	04	L2, L3	
<b>Module 3: Non-Uniform Flow</b>	10		
Hydraulic Jump, Expressions for conjugate depths and Energy loss, Numerical Problems	03	L2, L3, L4	
Gradually varied flow, Equation, Back water curve and afflux, Description of water curves or profiles, Mild, steep, critical,	04 03	L2, L3	



horizontal and adverse slope profiles, Numerical problems, Control sections		
<b>Module 4: Hydraulic Machines</b>	<b>10</b>	
Introduction, Impulse-Momentum equation. Direct impact of a jet on a stationary and moving curved vanes, Introduction to concept of velocity triangles, impact of jet on a series of curved vanes- Problems	<b>05</b>	<b>L2,L3</b>
<b>Turbines – Impulse Turbines</b>		
Introduction to turbines, General lay out of a hydro-electric plant, Heads and Efficiencies, classification of turbines. Pelton wheel-components, working principle and velocity triangles. Maximum power, efficiency, working proportions – Numerical problems	<b>05</b>	<b>L1, L2, L3,L4</b>
<b>Module 5: Reaction Turbines and Pumps</b>	<b>10</b>	
Radial flow reaction turbines: (i) Francis turbine- Descriptions, working proportions and design, Numerical problems. (ii) Kaplan turbine- Descriptions, working proportions and design, Numerical problems. Draft tube theory and unit quantities. (No problems)	<b>06</b>	<b>L1,L2, L3,L4</b>
Centrifugal pumps: Components and Working of centrifugal pumps, Types of centrifugal pumps, Work done by the impeller, Heads and Efficiencies, Minimum starting speed of centrifugal pump, Numerical problems, Multi-stage pumps.	<b>04</b>	

#### **COURSE OUTCOMES:**

After a successful completion of the course, the student will be able to:

1. Apply dimensional analysis to develop mathematical modeling and compute the parametric values in prototype by analyzing the corresponding model parameters
2. Design the open channels of various cross sections including economical channel sections
3. Apply Energy concepts to flow in open channel sections, Calculate Energy dissipation, Compute water surface profiles at different conditions
4. Design turbines for the given data, and to know their operation characteristics under different operating conditions

#### **Program Objectives**

1. PO1: Engineering Knowledge
2. PO2: Problem analysis
3. PO3: Analyse and development of Solutions

#### **Question Paper Pattern:**

- Total number of Questions to be set is 10. Two full questions are to be set from each module.
- Not more than 3 sub questions are to be set under any main question
- Questions are to be set such that the entire module is covered and further, should be answerable for the set marks.
- Each question should be set for 16 marks
- Students should answer 5 full questions selecting at least 1 from each module.



H.O.D.  
Dept. of Civil Engineering  
Alva's Institute of Engg. & Technology  
Mijar, Moodbidri - 574 225



Course Title: Concrete Technology [As per Choice Based Credit System (CBCS) scheme] SEMESTER – IV			
Subject Code	15CV44	IA Marks	20
Number of Lecture Hours/Week	04	Exam Marks	80
Total Number of Lecture Hours	50	Exam Hours	03
CREDITS – 04			
<b>Course objectives:</b> This course will enable students to: 1. Recognize the importance of material characteristics and their contributions to strength development in Concrete 2. Proportion ingredients of Concrete to arrive at most desirable mechanical properties of Concrete. 3. Ascertain and measure engineering properties of concrete in fresh and hardened state which meet the requirement of real time structures.			
Contents	Teaching Hours	Revised Bloom's Taxonomy (RBT) Level	
<b>Module-1: Concrete Ingredients</b>			
Cement – Cement manufacturing process, steps to reduce carbon footprint, chemical composition and their importance, hydration of cement, types of cement. Testing of cement. Fine aggregate: Functions, requirement, Alternatives to River sand, M-sand introduction and manufacturing. Coarse aggregate: Importance of size, shape and texture. Grading and blending of aggregate. Testing on aggregate, requirement. Recycled aggregates Water – qualities of water. Chemical admixtures – plasticizers, accelerators, retarders and air entraining agents. Mineral admixtures – Pozzolanic and cementitious materials, Fly ash, GGBS, silica fumes, Metakaolin and rice husk ash.	10 Hours	L1, L2, L3	
<b>Module -2: Fresh Concrete</b>			
Workability-factors affecting workability. Measurement of workability-slump, Compaction factor and Vee-Bee Consistometer tests, flow tests. Segregation and bleeding. Process of manufacturing of concrete- Batching, Mixing, Transporting, Placing and Compaction. Curing – Methods of curing – Water curing, membrane curing, steam curing, accelerated curing, self-curing. Good and Bad practices of making and using fresh concrete and Effect of heat of hydration during mass concreting at project sites.	10 Hours	L1, L2, L3	
<b>Module -3: Hardened Concrete</b>			
Factors influencing strength, W/C ratio, gel/space ratio, Maturity concept, Testing of hardened concrete, Creep – factors affecting creep. Shrinkage of concrete – plastic shrinking and drying shrinkage, Factors affecting shrinkage. Definition and significance of durability. Internal and external factors influencing durability, Mechanisms- Sulphate attack – chloride attack, carbonation, freezing and thawing. Corrosion, Durability requirements as per	10 Hours	L1, L2, L3	



**Text Books:**

1. P N Modi and S M Seth, "Hydraulics and Fluid Mechanics, including Hydraulic Machines", 20th edition, 2015, Standard Book House, New Delhi
2. R.K. Bansal, "A Text book of Fluid Mechanics and Hydraulic Machines", Laxmi Publications, New Delhi
3. S K SOM and G Biswas, "Introduction to Fluid Mechanics and Fluid Machines", Tata McGraw Hill, New Delhi


**Reference Books:**

1. K Subramanya, "Fluid Mechanics and Hydraulic Machines", Tata McGraw Hill Publishing Co. Ltd.
2. Mohd. Kaleem Khan, "Fluid Mechanics and Machinery", Oxford University Press
3. C.S.P. Ojha, R. Berndtsson, and P.N. Chandramouli, "*Fluid Mechanics and Machinery*", Oxford University Publication – 2010
4. J.B. Evett, and C. Liu, "*Fluid Mechanics and Hydraulics*", McGraw-Hill Book Company.-2009.

IS-456, Insitu testing of concrete- Penetration and pull out test, rebound hammer test, ultrasonic pulse velocity, core extraction – Principal, applications and limitations.		
<b>Module -4: Concrete Mix Proportioning</b>		
Concept of Mix Design with and without admixtures, variables in proportioning and Exposure conditions, Selection criteria of ingredients used for mix design, Procedure of mix proportioning. Numerical Examples of Mix Proportioning using IS-10262	10 Hours	L1, L2, L3, L4
<b>Module -5: Special Concretes</b>		
RMC- manufacture and requirement as per QCI-RMCPCS, properties, advantages and disadvantages. Self-Compacting concrete- concept, materials, tests, properties, application and typical mix Fiber reinforced concrete - Fibers types, properties, application of FRC. Light weight concrete-material properties and types. Typical light weight concrete mix and applications	10 hours	L1, L2, L3, L4
<b>Course Outcomes:</b> After studying this course, students will be able to: <b>CO1:</b> Relate material characteristics and their influence on microstructure of concrete. (L2,L3)(PO1) <b>CO 2:</b> Distinguish concrete behaviour based on its fresh and hardened properties. [L2, L4] (PO1, PO2) <b>CO 3:</b> Illustrate proportioning of different types of concrete mixes for required fresh and hardened properties using professional codes. [L3] (PO1, PO2, PO3)		
<b>Program Objectives (as per NBA):</b> <ul style="list-style-type: none"> <li>• Engineering Knowledge (PO1)</li> <li>• Problem Analysis (PO2)</li> <li>• Design / development of solutions (PO3)</li> </ul>		
<b>Question paper pattern:</b> <ul style="list-style-type: none"> <li>• The question paper will have ten questions.</li> <li>• Each full question consists of 16 marks.</li> <li>• There will be 2 full questions (with a maximum of four sub questions) from each module.</li> <li>• Each full question will have sub questions covering all the topics under a module.</li> <li>• The students will have to answer 5 full questions, selecting one full question from each module.</li> </ul>		
<b>Text Books:</b> <ol style="list-style-type: none"> <li>1. Neville A.M. "Properties of Concrete"-4th Ed., Long man.</li> <li>2. M.S. Shetty, Concrete Technology - Theory and Practice Published by S. Chand and Company, New Delhi.</li> <li>3. Kumar Mehta. P and Paulo J.M. Monteiro "Concrete-Mi crostructure, Property and Materials", 4th Edition, McGraw Hill Education, 201 4</li> <li>4. A.R. Santha Kumar, "Concrete Technology", Oxford Un iversity Press, New Delhi (New Edition)</li> </ol>		
<b>Reference Books:</b> <ol style="list-style-type: none"> <li>1. M L Gambir, "Concrete Technology", McGraw Hill Educ ation, 2014.</li> <li>2. N. V. Nayak, A. K. Jain Handbook on Advanced Concrete Technology, ISBN: 978-81-8487-186-9</li> <li>3. Job Thomas, "Concrete Technology", CENGAGE Learning , 2015</li> <li>4. IS 4926 (2003): Code of Practice Ready-Mixed Concrete [CED 2: Cement and Concrete]</li> </ol>		



5. Criteria for RMC Production Control, Basic Level Certification for Production Control of Ready Mixed Concrete-BMTPC
6. Specification and Guidelines for Self-Compacting Concrete, EFNARC, Association House

  
L.C.D.  
Dept. of Civil Engineering  
Alva's Institute of Engg. & Technology  
Mijar, Moodbidri - 574 225

**Course Title: Basic Geotechnical Engineering**  
[As per Choice Based Credit System (CBCS) scheme]  
**SEMESTER – IV**

Subject Code	15CV45	IA Marks	20
Number of Lecture Hours/Week	04	Exam Marks	80
Total Number of Lecture Hours	50	Exam Hours	03

CREDITS – 04

**Course objectives:** This course will enable students

- To appreciate basic concepts of soil mechanics as an integral part in the knowledge of civil engineering. Also to become familiar broadly with geotechnical engineering problems such as, foundation engineering, flow of water through soil medium and terminologies associated with geotechnical engineering.
- To know the basic engineering properties and the mechanical behaviour of different types of soil. This includes strength-deformation characteristics under shearing stresses. Also consolidation properties of clayey soils.
- To determine the improvement in mechanical behaviour by densification of soil deposits using compaction.
- To know how the properties of soils that can be measured in the lab

Modules	Teaching Hours	Revised Bloom's Taxonomy (RBT) Level
<b>Module -1: Introduction:</b> Introduction, origin and formation of soil, Phase Diagram, phase relationships, definitions and their inter relationships. Determination of Index properties-Specific gravity, water content, in-situ density and particle size analysis (sieve and sedimentation analysis) Atterberg's Limits, consistency indices, relative density, activity of clay, Plasticity chart, unified and BIS soil classification.	10 Hours	L1, L2
<b>Module -2 : Soil Structure and Clay Mineralogy</b> Single grained, honey combed, flocculent and dispersed structures, Valence bonds, Soil-Water system, Electrical diffuse double layer, adsorbed water, base-exchange capacity, Isomorphous substitution. Common clay minerals in soil and their structures- Kaolinite, Illite and Montmorillonite and their application in Engineering <b>Compaction of Soils:</b> Definition, Principle of compaction, Standard and Modified proctor's compaction tests, factors affecting compaction, effect of compaction on soil properties, Field compaction control - compactive effort & method of compaction, lift thickness and number of passes, Proctor's needle, Compacting equipments and their suitability.	10 Hours	L1, L2
<b>Module -3: Flow through Soils:</b> Darcy's law- assumption and validity, coefficient of permeability and its determination (laboratory and field), factors affecting permeability, permeability of stratified soils, Seepage velocity,	10 Hours	L1, L2, L3



<p>superficial velocity and coefficient of percolation, Capillary Phenomena</p> <p><b>Seepage Analysis:</b> Laplace equation, assumptions, limitations and its derivation. Flow nets- characteristics and applications. Flow nets for sheet piles and below the dam section.</p> <p>Unconfined flow, phreatic line (Casagrande's method –with and without toe filter), flow through dams, design of dam filters.</p> <p><b>Effective Stress Analysis:</b></p> <p>Geostatic stresses, Effective stress concept-total stress, effective stress and Neutral stress and impact of the effective stress in construction of structures, quick sand phenomena</p>		
<b>Module -4: Consolidation of Soil:</b>		
<p>Definition, Mass-spring analogy, Terzaghi's one dimensional consolidation theory - assumption and limitations. Derivation of Governing differential Equation</p> <p>Pre-consolidation pressure and its determination by Casagrande's method. Over consolidation ratio, normally consolidated, under consolidated and over consolidated soils. Consolidation characteristics of soil (<math>C_c</math>, <math>a_v</math>, <math>m_v</math> and <math>C_v</math>. Laboratory one dimensional consolidation test, characteristics of <math>e</math>-<math>\log(\sigma')</math> curve, Determination of consolidation characteristics of soils- compression index and coefficient of consolidation (square root of time fitting method, logarithmic time fitting method). Primary and secondary consolidation.</p>	10 Hours	L1, L2, L3, L4
<b>Module -5: Shear Strength of Soil:</b>		
<p>Concept of shear strength, Mohr-Coulomb Failure Criterion, Modified Mohr-Coulomb Criterion</p> <p>Concept of pore pressure, Total and effective shear strength parameters, factors affecting shear strength of soils. Thixotrophy and sensitivity,</p> <p>Measurement of shear strength parameters - Direct shear test, unconfined compression test, triaxial compression test and field Vane shear test, Test under different drainage conditions. Total and effective stress paths.</p>	10 Hours	L2, L3
<p><b>Course outcomes:</b></p> <p>On the completion of this course students are expected to attain the following outcomes;</p> <ol style="list-style-type: none"> <li>1. Will acquire an understanding of the procedures to determine index properties of any type of soil, classify the soil based on its index properties</li> <li>2. Will be able to determine compaction characteristics of soil and apply that knowledge to assess field compaction procedures</li> <li>3. Will be able to determine permeability property of soils and acquires conceptual knowledge about stresses due to seepage and effective stress; Also acquire ability to estimate seepage losses across hydraulic structure</li> <li>4. Will be able to estimate shear strength parameters of different types of soils using the data of different shear tests and comprehend Mohr-Coulomb failure theory.</li> <li>5. Ability to solve practical problems related to estimation of consolidation settlement of soil deposits also time required for the same.</li> </ol>		



**Course Title: Advanced Surveying**  
[As per Choice Based Credit System (CBCS)  
scheme] SEMESTER – IV

Subject Code	15CV46	IA Marks	20
Number of Lecture Hours/Week	04	Exam Marks	80
Total Number of Lecture Hours	50	Exam Hours	03

**CREDITS – 04**

Course objectives: This course will enable students to:

1. Apply geometric principles to arrive at solutions to surveying problems.
2. Analyze spatial data using appropriate computational and analytical techniques.
3. Design proper types of curves for deviating type of alignments.
4. Use the concepts of advanced data capturing methods necessary for engineering practice

Modules	Teaching Hours	Revised Bloom's Taxonomy (RBT) Level
<b>Module -1: Curve Surveying</b>		
Curves – Necessity – Types, Simple curves, Elements , Designation of curves, Setting out simple curves by linear methods (numerical problems on offsets from long chord & chord produced method), Setting out curves by Rankines deflection angle method (numerical problems). Compound curves, Elements, Design of compound curves, Setting out of compound curves (numerical problems). Reverse curve between two parallel straights (numerical problems on Equal radius and unequal radius). Transition curves Characteristics , numerical problems on Length of Transition curve, 7.5 Vertical curves –Types – (theory).	<b>10 Hours</b>	<b>L1,L3,L5</b>
<b>Module -2: Geodetic Surveying and Theory of Errors</b>		
Geodetic Surveying: Principle and Classification of triangulation system, Selection of base line and stations, Orders of triangulation, Triangulation figures, Reduction to Centre, Selection and marking of stations Theory of Errors: Introduction, types of errors, definitions, laws of accidental errors, laws of weights, theory of least squares, rules for giving weights and distribution of errors to the field observations, determination of the most probable values of quantities.	<b>10 Hours</b>	<b>L1,L2, L3</b>
<b>Module -3: Introduction to Field Astronomy:</b>		
Earth, celestial sphere, earth and celestial coordinate systems, spherical triangle, astronomical triangle, Napier's rule	<b>10 Hours</b>	<b>L4,L5</b>
<b>Module -4: Aerial Photogrammetry</b>		
Introduction, Uses, Aerial photographs, Definitions, Scale of vertical and tilted photograph (simple problems), Ground Co-ordinates (simple problems), Relief Displacements (Derivation), Ground control, Procedure of aerial survey, overlaps and mosaics,	<b>10 Hours</b>	<b>L2,L3, L5</b>



**Program Objectives (as per NBA):**

- Engineering Knowledge.
- Problem Analysis.
- Design / development of solutions (partly).
- Interpretation of data.

**Question paper pattern:**

- The question paper will have ten questions.
- Each full question consists of 16 marks.
- There will be 2 full questions (with a maximum of four sub questions) from each module.
- Each full question will have sub questions covering all the topics under a module.
- The students will have to answer 5 full questions, selecting one full question from each module.

**Text Books:**

1. Gopal Ranjan and Rao A.S.R., Basic and Applied Soil Mechanics- (2000), New Age International (P) Ltd., New Delhi.
2. Punmia B C, Soil Mechanics and Foundation Engineering- (2012), Laxmi Publications.
3. Murthy V.N.S., Principles of Soil Mechanics and Foundation Engineering- (1996), 4<sup>th</sup> Edition, UBS Publishers and Distributors, New Delhi.
4. Braja, M. Das, Geotechnical Engineering; (2002), Fifth Edition, Thomson Business Information India (P) Ltd., India

**Reference Books:**

1. T.W. Lambe and R.V. Whitman, Soil Mechanics, John Wiley & Sons, 1969.
2. Donald P Coduto, Geotechnical Engineering- Phi Learning Private Limited, New Delhi
3. Shashi K. Gulathi & Manoj Datta, Geotechnical Engineering-. (2009), "Tata Mc Graw Hill.
4. Narasimha Rao A. V. & Venkatrahmaiah C, Numerical Problems, Examples and objective questions in Geotechnical Engineering-. (2000), Universities Press., Hyderabad.
5. Muni Budhu, Soil Mechanics and Foundation Engg.- (2010), 3<sup>rd</sup> Edition, John Wiley & Sons

  
H.O.D.  
Dept. of Civil Engineering  
Alva's Institute of Engg. & Technology  
Mijar, Moodbidri - 574 225

Stereoscopes, Derivation Parallax(Derivation) .			
<b>Module -5: Modern Surveying Instruments</b>			
Introduction, Electromagnetic spectrum, Electromagnetic distance measurement, Total station, Lidar scanners for topographical survey. Remote Sensing: Introduction, Principles of energy interaction in atmosphere and earth surface features, Image interpretation techniques, visual interpretation. Digital image processing, Global Positioning system Geographical Information System: Definition of GIS, Key Components of GIS, Functions of GIS, Spatial data, spatial information system Geospatial analysis, Integration of Remote sensing and GIS and Applications in Civil Engineering(transportation, town planning).		10 Hours	L2,L3, L5
<p align="center"><b>Course outcomes:</b></p> <p>After a successful completion of the course, the student will be able to:</p> <ol style="list-style-type: none"> <li>1. Apply the knowledge of geometric principles to arrive at surveying problems</li> <li>2. Use modern instruments to obtain geo-spatial data and analyse the same to appropriate engineering problems.</li> <li>3. Capture geodetic data to process and perform analysis for survey problems with the use of electronic instruments;</li> <li>4. Design and implement the different types of curves for deviating type of alignments.</li> </ol>			
<p align="center"><b>Program Objectives (as per NBA)</b></p> <ul style="list-style-type: none"> <li>• Engineering Knowledge.</li> <li>• Problem Analysis.</li> <li>• Interpretation of data.</li> </ul>			
<p align="center"><b>Question paper pattern:</b></p> <ul style="list-style-type: none"> <li>• The question paper will have Ten questions, each full question carrying 16 marks.</li> <li>• There will be two full questions (with a maximum Three sub divisions, if necessary) from each module.</li> <li>• Each full question shall cover the topics under a module.</li> <li>• The students shall answer Five full questions selecting one full question from each module.</li> <li>• If more than one question is answered in modules, best answer will be considered for the award of marks limiting one full question answer in each module.</li> </ul>			
<p><b>Text Books:</b></p> <ol style="list-style-type: none"> <li>1. B.C. Punmia, "Surveying Vol.2", Laxmi Publications pvt. Ltd., New Delhi.</li> <li>2. Kanetkar T P and S V Kulkarni , Surveying and Levelling Part 2, Pune Vidyarthi Griha Prakashan,</li> <li>3. K.R. Arora, "Surveying Vol. 1" Standard Book House, New Delhi.</li> <li>4. Sateesh Gopi, Global Positioning System, Tata McGraw Hill Publishing Co. Ltd. New Delhi</li> </ol>			
<p><b>Reference Books:</b></p> <ol style="list-style-type: none"> <li>1. S.K. Duggal, "Surveying Vol.I &amp; II", Tata McGraw Hi ll Publishing Co. Ltd. New Delhi.</li> <li>2. R Subramanian, Surveying and Leveling, Second edition, Oxford University Press, New Delhi.</li> <li>3. David Clerk, Plane and Geodetic Surveying Vol1 and Vol2, CBS publishers</li> <li>4. B Bhatia, Remote Sensing and GIS , Oxford University Press, New Delhi.</li> <li>5. T.M Lillesand,. R.W Kiefer,. and J.W Chipman, Remote sensing and Image interpretation , 5th edition, John Wiley and Sons India</li> </ol>			



6. James M Anderson and Adward M Mikhail, Surveying theory and practice, 7th Edition, Tata McGraw Hill Publication.
7. Kang-tsung Chang, Introduction to geographic information systems, McGraw Hill Higher Education

  
H.O.D.  
Dept. of Civil Engineering  
Alva's Institute of Engg. & Technology  
Mijar, Moodbidri - 574 225

**Course Title: Fluid Mechanics and Hydraulic Machines Laboratory (0:1:2)**

[As per Choice Based Credit System (CBCS) scheme]

**SEMESTER – IV**

Subject Code	15CVL47	IA Marks	20
Number of Lecture Hours/Week	03 (1hr tutorial + 2hr laboratory)	Exam Marks	80
Total Number of Lecture Hours	42	Exam Hours	03

**CREDITS – 02****Course objectives:** This course will enable students to;

1. calibrate flow measuring devices
2. determine the force exerted by jet of water on vanes
3. measure discharge and head losses in pipes
4. understand the fluid flow pattern

Modules	Teaching Hours	Revised Bloom's Taxonomy (RBT) Level
1. Verification of Bernoulli's equation	3 Hours	L1, L2
2. Determination of $C_d$ for Venturimeter and Orifice meter	3 Hours	L1, L2
3. Determination of hydraulic coefficients of small vertical orifice	3 Hours	L1, L2
4. Calibration of Rectangular and Triangular notch	3 Hours	L1, L2
5. Calibration of Ogee and Broad crested weir	3 Hours	L1, L2
6. Determination of $C_d$ for Venturiflume	3 Hours	L1, L2
7. Experimental determination of force exerted by a jet on flat and curved plates (Hemispherical Vane).	3 Hours	L1, L2
8. Experimental determination of operating characteristics of Pelton turbine	3 Hours	L1, L2
9. Determination of efficiency of Francis turbine	3 Hours	L1, L2
10. Determination of efficiency of Kaplan turbine	3 Hours	L1, L2
11. Determination of efficiency of centrifugal pump.	3 Hours	L1, L2
12. Determination of Major and Minor Losses in Pipes	3 Hours	L1, L2
13. Demonstration Experiments: a. Reynold's experiment to understand laminar and turbulent flow b. Flow Visualization c. Calibration of Sutro-weir	6 Hours	L1, L2

**Course outcomes:**

During the course of study students will develop understanding:

- Properties of fluids and the use of various instruments for fluid flow measurement.
- Working of hydraulic machines under various conditions of working and their characteristics.

**Program Objectives (as per NBA):**

- o Engineering Knowledge.



- Problem Analysis.
- Design / development of solutions (partly).
- Interpretation of data.

**Question paper pattern:**

- All experiments are to be included in the examination except demonstration exercises.
- Candidate to perform experiment assigned to him
- Marks are to be allotted as per the split up of marks shown on the cover page of answer script

**Text Books:**

1. Sarbjit Singh , *Experiments in Fluid Mechanics* - PHI Pvt. Ltd.- New Delhi
2. Mohd. Kaleem Khan, "Fluid Mechanics and Machinery", Oxford University Press

**Reference Books:**

1. 'Hydraulics and Fluid Mechanics' – Dr. P.N. Modi & Dr S.M. Seth, Standard Book House- New Delhi. 2009 Edition

  
H.O.D.  
Dept. of Civil Engineering  
Alva's Institute of Engg. & Technology  
Mijar, Moodbidri - 574 225

**Course Title: Engineering Geology Laboratory (0:1:2)**

[As per Choice Based Credit System (CBCS)  
scheme] SEMESTER – IV

Subject Code	<b>15CVL48</b>	IA Marks	20
Number of Lecture Hours/Week	03 (1hr tutorial + 2hr laboratory)	Exam Marks	80
Total Number of Lecture Hours	42	Exam Hours	03

**CREDITS – 02**

**Course objectives:** This course will enable students

1. To identify the minerals and rocks based on their inherent properties and uses in civil engineering
2. To interpret the geological maps related to civil engineering projects.
3. To learn the dip and strike, borehole problems, thickness of geological formation related to foundation, tunnels, reservoirs and mining.
4. To understand subsurface geological conditions through a geophysical techniques and watershed management.
5. To visit the civil engineering projects like dams, reservoirs, tunnels, quarry sites etc.

<b>Modules</b>	<b>Teaching Hours</b>	<b>Revised Bloom's Taxonomy (RBT) Level</b>
1. Identification of minerals as mentioned in theory, their properties, uses and manufacturing of construction materials.	<b>6 Hours</b>	L1, L2
2. Identification of rocks as mentioned in theory, their engineering properties and uses in construction and decorative purposes	<b>6 Hours</b>	L2, L3
3. Dip and Strike problems: Determination of dip and strike direction in Civil Engineering projects (Railway lines, tunnels, dams, reservoirs) –graphical or any other method.	<b>6 Hours</b>	L4
4. Bore hole problems: Determination of subsurface behavior of rocks, their attitude related to foundation, tunnels, reservoirs and mining. Triangular and Square land, assuming ground is horizontal.	<b>6 Hours</b>	L3, L4, L5
5. Calculation of Vertical, True thickness and width of the outcrops.	<b>6 Hours</b>	L4, L5
6. Interpretation of Electrical resistivity curves to find out subsurface information such as thickness of soil, weathered zone, depth of hard rock and saturated zone	<b>4 Hours</b>	L3, L4
7. Interpretation of Toposheets and geological maps related to Civil Engineering projects.	<b>8 Hours</b>	L5, L6

**Course outcomes:**

During this course, students will develop expertise in;

1. Identifying the minerals and rocks and utilize them effectively in civil engineering practices.
2. Understanding and interpreting the geological conditions of the area for the



implementation of civil engineering projects.

3. Interpreting subsurface information such as thickness of soil, weathered zone, depth of hard rock and saturated zone by using geophysical methods.
4. The techniques of drawing the curves of electrical resistivity data and its interpretation for geotechnical and aquifer boundaries

**Program Objectives (as per NBA):**

- Engineering Knowledge.
- Problem Analysis.
- Design / development of solutions (partly).
- Interpretation of data.

**Question paper pattern:**

- All are individual experiments
- Instructions as printed on the cover page of answer script for split up of marks to be strictly followed.
- All exercises are to be included for practical examination.

Question Paper Pattern		
Qn. No.	EXPERIMENT	MARKS (80)
1	Identification of Minerals by giving their physical properties and civil engineering applications (5 minerals)	20 (5 x 4)
2	Identification of rocks by giving their physical properties, classification and their civil engineering applications (5 rocks)	20 (5 x 4)
3	Dip and strike problems	6
4	Bore hole problems (3 point method)	10
5	Thickness of strata problems including calculation of vertical, true thickness and its width of out crop.	4
6	Electrical resistivity curves drawing and its interpretation for Geotechnical and Aquifer investigations.	6
7	Interpretation of Toposheets	5
8	Geological maps, their cross sections and description	10
9	Viva voce	5

Note:

- 1) Question nos. 1,2,4,5,7, 8 & 9 are compulsory.
- 2) Among question no. 3 & 6 any one shall be given.
- 3) Internal Assessment Marks=20: By conducting at least one test for 10 marks and remaining 10 marks for record.

**Reference Books:**

1. M P Billings, Structural Geology , CBS Publishers and Distributors, New Delhi
2. B.S.Satyanarayana Swamy , Engineering Geology Laboratory Manual , Dhanpat Rai Sons, New Delhi.
3. L R A Narayan, Remote sensing and its applications, University Press.
4. P.K.MUKERJEE, Text book of Geology , World Press Pvt. Ltd., Kolkatta
5. John I Platt and John Challinor, Simple Geological Structures, Thomas Murthy & Co, London

H.O.D.  
Dept. of Civil Engineering  
Alva's Institute of Engg. & Technology  
Mijar, Moodbidri - 574 225

**Course Title: Design of RC Structural Elements**  
[As per Choice Based Credit System (CBCS) scheme]

**SEMESTER-V**

Subject Code	15CV51	IA Marks	20
Number of Lecture Hours/Week	04	Exam Marks	80
Total Number of Lecture Hours	50	Exam Hours	03
<b>CREDITS – 04</b>		<b>Total Marks-100</b>	

**Course objectives:** This course will enable students to

1. Identify, formulate and solve engineering problems of RC elements subjected to different kinds of loading.
2. Follow a procedural knowledge in designing various structural RC elements.
3. Impart the culture of following the codes for strength, serviceability and durability as an ethics.
4. Provide knowledge in analysis and design of RC elements for the success in competitive examinations.

<b>Modules</b>	<b>Teaching Hours</b>	<b>Revised Bloom's Taxonomy (RBT) Level</b>
<b>Module -1</b>		
<p><b>Introduction to Limit State Design and Serviceability:</b> Introduction to working stress method, Difference between Working stress and Limit State Method of design, Modular Ratio and Factor of Safety.</p> <p>Philosophy and principle of limit state design with assumptions. Partial Safety factors, Characteristic load and strength. Stress block parameters, concept of balanced section, under reinforced and over reinforced section.</p> <p>Limiting deflection, short term deflection, long term deflection, Calculation of deflection of singly reinforced beam only. Cracking in reinforced concrete members, calculation of crack width of singly reinforced beam. Side face reinforcement, slender limits of beams for stability.</p>	12 hours	L <sub>1</sub> , L <sub>2</sub>
<b>Module -2</b>		
<b>Limit State Analysis of Beams:</b> Analysis of singly reinforced, doubly reinforced and flanged beams for flexure and shear	8 Hours	L <sub>2</sub> , L <sub>4</sub>
<b>Module -3</b>		
<b>Limit State Design of Beams:</b> Design of singly and doubly reinforced beams, Design of flanged beams for shear, design for combined bending and torsion as per IS-456	10 Hours	L <sub>2</sub> , L <sub>4</sub>
<b>Module -4</b>		
<b>Limit State Design of Slabs and Stairs:</b> Introduction to one way and two way slabs, Design of cantilever, simply supported and one way continuous slab. Design of two way slabs for different boundary conditions. Design of dog legged and open well staircases. Importance of bond, anchorage length and lap length.	10 Hours	L <sub>2</sub> , L <sub>4</sub>



<b>Module -5</b>		
<b>Limit State Design of Columns and Footings:</b> Analysis and design of short axially loaded RC column. Design of columns with uniaxial and biaxial moments, Design concepts of the footings. Design of Rectangular and square column footings with axial load and also for axial load & moment	10 Hours	L <sub>2</sub> , L <sub>4</sub>
<b>Course outcomes:</b> After studying this course, students will be able to: <ol style="list-style-type: none"> <li>1. understand the design philosophy and principles</li> <li>2. solve engineering problems of RC elements subjected to flexure, shear and torsion</li> <li>3. demonstrate the procedural knowledge in designs of RC structural elements such as slabs, columns and footings</li> <li>4. owns professional and ethical responsibility</li> </ol>		
<b>Program Objectives:</b> <ul style="list-style-type: none"> <li>• Engineering knowledge</li> <li>• Problem analysis</li> <li>• Interpretation of data</li> </ul>		
<b>Question paper pattern:</b> <ul style="list-style-type: none"> <li>• The question paper will have 5 modules comprising of ten questions. Each full question carrying 16 marks</li> <li>• There will be two full questions (with a maximum of three subdivisions, if necessary) from each module.</li> <li>• Each full question shall cover the topics as a module</li> <li>• The students shall answer five full questions, selecting one full question from each module. If more than one question is answered in modules, best answer will be considered for the award of marks limiting one full question answer in each module.</li> <li>• The designs are as per IS-456 and SP (16) relevant charts to be provided in the question paper</li> </ul>		
<b>Text Books:</b> <ol style="list-style-type: none"> <li>1. Unnikrishnan Pillai and Devdas Menon, “<b>Reinforced Concrete Design</b>”, McGraw Hill, New Delhi</li> <li>2. Subramanian, “<b>Design of Concrete Structures</b>”, Oxford university Press</li> <li>3. H J Shah, “<b>Reinforced Concrete Vol. 1 (Elementary Reinforced Concrete)</b>”, Charotar Publishing House Pvt. Ltd.</li> </ol>		
<b>Reference Books:</b> <ol style="list-style-type: none"> <li>1. P C Varghese, “Limit State design of reinforced concrete”, PHI, New Delhi</li> <li>2. W H Mosley, R Husle, J H Bungey, “Reinforced Concrete Design”, MacMillan Education, Palgrave publishers</li> <li>3. Kong and Evans, “Reinforced and Pre-Stressed Concrete”, Springer Publications</li> <li>4. A W Beeby and Narayan R S, “Introduction to Design for Civil Engineers”, CRC Press</li> <li>5. Robert Park and Thomas Paulay, “Reinforced Concrete Structures”, John Wiley &amp; Sons, Inc.</li> </ol>		

  
 H.O.D.  
 Dept. of Civil Engineering  
 Alva's Institute of Engg. & Technology  
 Mijar, Moodbidri - 574 228

Course Title: Analysis of Indeterminate Structures			
[As per Choice Based Credit System (CBCS) scheme]			
SEMESTER:V			
Subject Code	15CV52	IA Marks	20
Number of Lecture Hours/Week	04	Exam Marks	80
Total Number of Lecture Hours	50	Exam Hours	03
CREDITS – 04		Total Marks-100	
<b>Course objectives:</b> This course will enable students to			
1. Ability to apply knowledge of mathematics and engineering in calculating slope, deflection, bending moment and shear force using slope deflection, moment distribution method and Kani's method.			
2. Ability to identify, formulate and solve problems in structural analysis.			
3. Ability to analyze structural system and interpret data.			
4. Ability to use the techniques, such as stiffness and flexibility methods to solve engineering problems			
5. Ability to communicate effectively in design of structural elements			
Modules	Teaching Hours	Revised Bloom's Taxonomy (RBT) Level	
<b>Module -1</b>			
<b>Slope Deflection Method:</b> Introduction, sign convention, development of slope deflection equation, analysis of continuous beams including settlements, Analysis of orthogonal rigid plane frames including sway frames with kinematic indeterminacy $\leq 3$	10 hours	L <sub>2</sub> , L <sub>4</sub> ,L <sub>5</sub>	
<b>Module -2</b>			
<b>Moment Distribution Method:</b> Introduction, Definition of terms, Development of method, Analysis of continuous beams with support yielding, Analysis of orthogonal rigid plane frames including sway frames with kinematic indeterminacy $\leq 3$	08 Hours	L <sub>2</sub> , L <sub>4</sub> ,L <sub>5</sub>	
<b>Module -3</b>			
<b>Kani's Method:</b> Introduction, Concept, Relationships between bending moment and deformations, Analysis of continuous beams with and without settlements, Analysis of frames with and without sway	08 Hours	L <sub>2</sub> , L <sub>4</sub> ,L <sub>5</sub>	
<b>Module -4</b>			
<b>Matrix Method of Analysis ( Flexibility Method) :</b> Introduction, Axes and coordinates, Flexibility matrix, Analysis of continuous beams and plane trusses using system approach, Analysis of simple orthogonal rigid frames using system approach with static indeterminacy $\leq 3$	12 Hours	L <sub>2</sub> , L <sub>4</sub> ,L <sub>5</sub>	
<b>Module -5</b>			
<b>Matrix Method of Analysis (Stiffness Method):</b> Introduction, Stiffness matrix, Analysis of continuous beams and plane trusses using system approach, Analysis of simple orthogonal rigid frames using system approach with kinematic indeterminacy $\leq 3$	12 Hours	L <sub>2</sub> , L <sub>4</sub> ,L <sub>5</sub>	



**Course outcomes:** After studying this course, students will be able to:

1. Determine the moment in indeterminate beams and frames having variable moment of inertia and subsidence using slope deflection method
2. Determine the moment in indeterminate beams and frames of no sway and sway using moment distribution method.
3. Construct the bending moment diagram for beams and frames by Kani's method.
4. Construct the bending moment diagram for beams and frames using flexibility method
5. Analyze the beams and indeterminate frames by system stiffness method.

**Program Objectives:**

- Engineering knowledge
- Problem analysis
- Interpretation of data

**Question paper pattern:**

- The question paper will have 5 modules comprising of ten questions. Each full question carrying 16 marks
- There will be two full questions (with a maximum of three subdivisions, if necessary) from each module.
- Each full question shall cover the topics as a module
- The students shall answer five full questions, selecting one full question from each module. If more than one question is answered in modules, best answer will be considered for the award of marks limiting one full question answer in each module.

**Text Books:**

1. Hibbeler R C, "Structural Analysis", Pearson Publication
2. L S Negi and R S Jangid, "Structural Analysis", Tata McGraw-Hill Publishing Company Ltd.
3. D S Prakash Rao, "Structural Analysis: A Unified Approach", Universities Press
4. K.U. Muthu, H.Narendra et al, "Indeterminate Structural Analysis", IK International Publishing Pvt. Ltd.

**Reference Books:**

1. Reddy C S, "Basic Structural Analysis", Tata McGraw-Hill Publishing Company Ltd.
2. Gupta S P, G S Pundit and R Gupta, "Theory of Structures", Vol II, Tata McGraw Hill Publications company Ltd.
3. V N Vazirani and M M Ratwani, "Analysis Of Structures", Vol. 2, Khanna Publishers
4. Wang C K, "Intermediate Structural Analysis", McGraw Hill, International Students Edition.
5. S.Rajasekaran and G. Sankarasubramanian, "Computational Structural Mechanics", PHI Learning Pvt. Ltd.,

  
H.O.D.  
Dept. of Civil Engineering  
Alva's Institute of Engg. & Technology  
Mijar, Moodbidri - 574 225

**Course Title: Applied Geotechnical Engineering**  
[As per Choice Based Credit System (CBCS) scheme]

**SEMESTER:V**

Subject Code	15CV53	IA Marks	20
Number of Lecture Hours/Week	04	Exam Marks	80
Total Number of Lecture Hours	50	Exam Hours	03
<b>CREDITS – 04</b>		<b>Total Marks-100</b>	

**Course objectives:** This course will enable students to

1. Appreciate basic concepts of soil mechanics as an integral part in the knowledge of Civil Engineering. Also to become familiar with foundation engineering terminology and understand how the principles of Geotechnology are applied in the design of foundations
2. Learn introductory concepts of Geotechnical investigations required for civil engineering projects emphasizing in-situ investigations
3. Conceptually learn various theories related to bearing capacity of soil and their application in the design of shallow foundations and estimation of load carrying capacity of pile foundation
4. Estimate internal stresses in the soil mass and application of this knowledge in proportioning of shallow and deep foundation fulfilling settlement criteria
5. Study about assessing stability of slopes and earth pressure on rigid retaining structures

<b>Modules</b>	<b>Teaching Hours</b>	<b>Revised Bloom's Taxonomy (RBT) Level</b>
<b>Module -1</b>		
<b>Soil Exploration:</b> Introduction, Objectives and Importance, Stages and Methods of exploration- Test pits, Borings, Geophysical methods, stabilization of boreholes, Sampling techniques, Undisturbed, disturbed and representative samples, Geophysical exploration and Bore hole log. Drainage and Dewatering methods, estimation of depth of GWT (Hvorslev's method).	<b>10 Hours</b>	<b>L1,L2,L3</b>
<b>Module -2</b>		
<b>Stress in Soils:</b> Introduction, Boussinesq's and Westergaard's theory - concentrated load, circular and rectangular load, equivalent point load method, pressure distribution diagrams and contact pressure, Newmark's chart  <b>Foundation Settlement -</b> Approximate method for stress distribution on a horizontal plane, Types of settlements and importance, Computation of immediate and consolidation settlement	<b>10 Hours</b>	<b>L2,L3,L4</b>
<b>Module -3</b>		
<b>Lateral Earth Pressure:</b> Active, Passive and earth pressure at rest, Rankine's theory for cohesionless and cohesive soils, Coulomb's theory, Rebhann's and Culmann's graphical construction.  <b>Stability of Slopes :</b> Assumptions, infinite and finite slopes, factor of safety, use of Taylor's stability charts, Swedish slip circle method for C and C- $\phi$ (Method of slices) soils, Fellenius method for critical slip circle	<b>10 Hours</b>	<b>L2,L4,L5</b>



<b>Module -4</b>		
<b>Bearing Capacity of Shallow Foundation:</b> Types of foundations, determination of bearing capacity by Terzaghi's and BIS method (IS: 6403), Effect of water table and eccentricity, field methods - plate load test and SPT  Proportioning of shallow foundations- isolated and combined footings (only two columns)	<b>10 Hours</b>	<b>L2,L4,L5,L6</b>
<b>Module -5</b>		
<b>Pile Foundations:</b> Types and classification of piles, single loaded pile capacity in cohesionless and cohesive soils by static formula, efficiency of pile group, group capacity of piles in cohesionless and cohesive soils, negative skin friction, pile load tests, Settlement of piles, under reamed piles (only introductory concepts – no derivation)	<b>10 Hours</b>	<b>L2,L3,L4</b>
<b>Course outcomes:</b> On the completion of this course students are expected to attain the following outcomes; <ol style="list-style-type: none"> <li>1. Ability to plan and execute geotechnical site investigation program for different civil engineering projects</li> <li>2. Understanding of stress distribution and resulting settlement beneath the loaded footings on sand and clayey soils</li> <li>3. Ability to estimate factor of safety against failure of slopes and to compute lateral pressure distribution behind earth retaining structures</li> <li>4. Ability to determine bearing capacity of soil and achieve proficiency in proportioning shallow isolated and combined footings for uniform bearing pressure</li> <li>5. Capable of estimating load carrying capacity of single and group of piles</li> </ol>		
<b>Program Objectives</b> <ul style="list-style-type: none"> <li>• Engineering knowledge</li> <li>• Problem analysis</li> <li>• Interpretation of data</li> </ul>		
<b>Question paper pattern:</b> <ul style="list-style-type: none"> <li>• The question paper will have ten questions.</li> <li>• Each full question consists of 16 marks.</li> <li>• There will be 2 full questions (with a maximum of four sub questions) from each module.</li> <li>• Each full question will have sub questions covering all the topics under a module.</li> <li>• The students will have to answer 5 full questions, selecting one full question from each module.</li> <li>• Use of IS: 6403 shall be permitted.</li> </ul>		
<b>Text Books:</b> <ol style="list-style-type: none"> <li>1. Gopal Ranjan and Rao A.S.R., Basic and Applied Soil Mechanics, New Age International (P) Ltd., New Delhi.</li> <li>2. Punmia B C, Soil Mechanics and Foundation Engineering, Laxmi Publications co., New Delhi.</li> <li>3. Murthy V.N.S., Principles of Soil Mechanics and Foundation Engineering, UBS Publishers and Distributors, New Delhi.</li> <li>4. Braja, M. Das, Geotechnical Engineering; Thomson Business Information India (P) Ltd., India</li> </ol>		

**Course Title: Computer Aided Building Planning and Drawing**

[As per Choice Based Credit System (CBCS) scheme]

SEMESTER: V

Subject Code	15CV54	IA Marks	20
Number of Lecture Hours/Week	04 (1hr Instructions + 3hr Drawing)	Exam Marks	80
Total Number of Lecture/Practice Hours	50	Exam Hours	03

**CREDITS – 04**

**Total Marks-100**

**Course objectives:** Provide students with a basic understanding

- Achieve skill sets to prepare computer aided engineering drawings
- Understand the details of construction of different building elements.
- Visualize the completed form of the building and the intricacies of construction based on the engineering drawings.

Modules	Teaching Hours	Revised Bloom's Taxonomy (RBT) Level
---------	----------------	--------------------------------------

**Module:1**

**Drawing Basics:** Selection of scales for various drawings, thickness of lines, dimensioning, abbreviations and conventional representations as per IS: 962

Simple engineering drawings with CAD drawing tools : Lines, Circle, Arc, Polyline, Multiline, Polygon, Rectangle, Spline, Ellipse, Modify tools: Erase, Copy, Mirror, Offset, Array, Move, Rotate, Scale, Stretch, Lengthen, Trim, Extend, Break, Chamfer and Fillet, Using Text: Single line text, Multiline text, Spelling, Edit text, Special Features: View tools, Layers concept, Dimension tools, Hatching, Customising toolbars, Working with multiple drawings

**12 Hours**

**L1,L2**

**Module:2**

**Drawings Related to Different Building Elements:**

Following drawings are to be prepared for the data given using CAD Software

- Cross section of Foundation, masonry wall, RCC columns with isolated & combined footings.
- Different types of bonds in brick masonry
- Different types of staircases – Dog legged, Open we ll
- Lintel and chajja
- RCC slabs and beams
- Cross section of a pavement
- Septic Tank and sedimentation Tank

**12 Hours**

**L2,L3,L4,L5,L6**



**Reference Books:**

1. T.W. Lambe and R.V. Whitman, Soil Mechanics-, John Wiley & Sons
2. Donald P Coduto, Geotechnical Engineering- Phi Learning Private Limited, New Delhi
3. Shashi K. Gulathi & Manoj Datta, Geotechnical Engineering- , Tata McGraw Hill Publications
4. Debashis Moitra, "Geotechnical Engineering" , Universities Press.,
5. Malcolm D Bolton, " A Guide to soil mechanics", Universities Press.,
6. Bowles J E , Foundation analysis and design, McGraw- Hill Publications

  
H.O.D.  
Dept. of Civil Engineering  
Alva's Institute of Engg. & Technology  
Mijar, Moodbidri - 574 225

h) Layout plan of Rainwater recharging and harvesting system i) Cross sectional details of a road for a Residential area with provision for all services j) Steel truss (connections Bolted) <i>Note: Students should sketch to dimension the above in a sketch book before doing the computer drawing</i>		
<b>Module -3:</b>		
<b>Building Drawings:</b> Principles of planning, Planning regulations and building bye-laws, factors affecting site selection, Functional planning of residential and public buildings, design aspects for different public buildings. Recommendations of NBC.  Drawing of Plan, elevation and sectional elevation including electrical, plumbing and sanitary services <i>using CAD software</i> for: 1. Single and Double story residential building 2. Hostel building 3. Hospital building 4. School building 5. <i>Submission drawing (sanction drawing) of two storied residential building with access to terrace including all details and statements as per the local bye-laws</i>  <b>Note:</b> <ul style="list-style-type: none"> <li>Students should sketch to dimension the above in a sketch book before doing the computer drawing</li> <li><i>One compulsory field visit/exercise to be carried out.</i></li> <li><i>Single line diagrams to be given in the examination.</i></li> </ul>	26 Hours	L2,L3,L4,L5,L6
<b>Course Outcomes:</b> After studying this course, students will be able to 1. Gain a broad understanding of planning and designing of buildings 2. Prepare, read and interpret the drawings in a professional set up. 3. Know the procedures of submission of drawings and Develop working and submission drawings for building 4. Plan and design a residential or public building as per the given requirements		
<b>Program Objectives</b> <ul style="list-style-type: none"> <li>Engineering knowledge</li> <li>Problem analysis</li> <li>Interpretation of data</li> </ul>		
<b>Question paper pattern:</b> <ul style="list-style-type: none"> <li>There will be two full questions with sub divisions if necessary from Module 2 with each full question carrying <u>thirty</u> marks. Students have to answer one question.</li> <li>There will be two full questions from Module 3 with each full question carrying <u>fifty</u> marks. Students have to answer one question.</li> </ul>		



- The conduction of examination and question paper format of should be in lines of 1st year CAED drawing. It's a drawing paper but the exam will be conducted by batches in the computer labs. question papers should be given in batches

**Text book:**

1. MG Shah, CM Kale, SY Patki, "**Building drawing with an integrated approach to Built Environment Drawing**", Tata Mc Graw Hill Publishing co. Ltd., New Delhi
2. Gurucharan Singh, "**Building Construction**", Standard Publishers, & distributors, New Delhi.
3. Malik R S and Meo G S, "**Civil Engineering Drawing**", Asian Publishers/Computech Publications Pvt Ltd.

**Reference Books:**

1. Time Saver Standard by Dodge F. W., F. W. Dodge Corp.,
2. IS: 962-1989 (Code of practice for architectural and building drawing)
3. **National Building Code**, BIS, New Delhi.

  
H.O.D.  
Dept. of Civil Engineering  
Alva's Institute of Engg. & Technology  
Mijar, Moodbidri - 574 225

**Course Title: Alternative Building Materials**  
As per Choice Based Credit System (CBCS) scheme]  
**SEMESTER:VI**

SEMESTER-VI

Subject Code	15CV653	IA Marks	20
Number of Lecture Hours/Week	03	Exam Marks	80
Total Number of Lecture Hours	40	Exam Hours	03
<b>CREDITS –03</b>		<b>Total Marks- 100</b>	

**Course objectives:** This Course will enable students to:

1. understand environmental issues due to building materials and the energy consumption in manufacturing building materials
2. study the various masonry blocks, masonry mortar and structural behavior of masonry under compression.
3. Study the alternative building materials in the present context.
4. understand the alternative building technologies which are followed in present construction field.

Modules	Teaching Hours	Revised Bloom's Taxonomy (RBT) Level
<b>Module -1</b>		
<b>Introduction:</b> Energy in building materials, Environmental issues concerned to building materials, Embodied energy and life-cycle energy, Global warming and construction industry, Green concepts in buildings, Green building ratings – IGBC and LEED manuals – mandatory requirements, Rainwater harvesting & solar passive architecture. Environmental friendly and cost effective building technologies, Requirements for buildings of different climatic regions	8 hours	L1,L2,L3
<b>Module -2</b>		
<b>Elements of Structural Masonry :</b> Elements of Structural Masonry, Masonry materials, requirements of masonry units' characteristics of bricks, stones, clay blocks, concrete blocks, stone boulders, laterite Blocks, Fal- G blocks and Stabilized mud block. Manufacture of stabilized blocks. <b>Structural Masonry Mortars:</b> Mortars, cementations materials, sand, natural & manufactured, types of mortars, classification of mortars as per BIS, characteristics and requirements of mortar, selection of mortar. Uses of masonry, masonry bonding, Compressive strength of masonry elements, Factors affecting compressive strength, Strength of Prisms/wallets and walls, Effect of brick bond on strength, Bond strength of masonry: Flexure and shear, Elastic properties of masonry materials and masonry, Design of masonry compression elements subjected to axial load.	8 Hours	L1,L2,L3
<b>Module -3</b>		
<b>Alternative Building Materials:</b> Lime, Pozzolana cements, Raw materials, Manufacturing process, Properties and uses. Fibers- metal and synthetic, Properties and applications. Fiber reinforced plastics, Matrix materials, Fibers organic and synthetic, Properties and applications. Building materials from agro and industrial wastes, Types of agro wastes, Types of industrial and mine wastes, Properties and applications. Masonry blocks using industrial wastes. Construction and demolition wastes	8 Hours	L1,L2,L3
<b>Module -4</b>		
<b>Alternative Building Technologies:</b> Use of arches in foundation, alternatives for wall constructions, composite masonry, confined masonry, cavity walls, rammed earth, Ferro cement and ferroconcrete building components, Materials and specifications, Properties, Construction methods, Applications. Top down construction, Mivan Construction Technique. <b>Alternative Roofing Systems:</b> Concepts, Filler slabs, Composite beam panel roofs, Masonry vaults and domes	8 Hours	L1,L2,L3
<b>Module -5</b>		



**Reference Books:**

1. Godbole P N et.al, "Matrix Method of Structural Analysis", PHI ltd, New Delhi.
2. Pundit and Gupta, "Theory of Structures Vol II", TMH publications, New Delhi
3. A K Jain, "Advanced Structural Analysis", Nemchand Publications, Roorkee.
4. Manikaselvam, "Elements of Matrix Analysis and Stability of Structures", Khanna Publishers, New Delhi.
5. H C Martin, "Introduction to Matrix Methods in Structural Analysis", International textbook company, McGraw Hill.

  
H.O.D.  
Dept. of Civil Engineering  
Alva's Institute of Engg. & Technology  
Mijar, Moodbidri - 574 225

Course Title: Environmental Protection and Management As per Choice Based Credit System (CBCS) scheme] SEMESTER:VI			
Subject Code	15CV662	IA Marks	20
Number of Lecture Hours/Week	03	Exam Marks	80
Total Number of Lecture Hours	40	Exam Hours	03
CREDITS -03		Total Marks- 100	
Course objectives: This course will enable students to gain knowledge in Environmental protection and Management systems			
Modules	Teaching Hours	Revised Bloom's Taxonomy (RBT) Level	
Module -1 Environmental Management Standards			
Unique Characteristics of Environmental Problems - Systems approach to Corporate environmental management - Classification of Environmental Impact Reduction Efforts -Business Charter for Sustainable Production and Consumption – Tools, Business strategy drivers and Barriers - Evolution of Environmental Stewardship. Environmental Management Principles - National policies on environment, abatement of pollution and conservation of resources - Charter on Corporate responsibility for Environmental protection.	8 hours	L1,L2,L3	
Module -2 Environmental Management Objectives			
Environmental quality objectives – Rationale of Environmental standards: Concentration and Mass standards, Effluent and stream standards, Emission and ambient standards, Minimum national standards, environmental performance evaluation: Indicators, benchmarking. Pollution control Vs Pollution Prevention - Opportunities and Barriers – Cleaner production and Clean technology, closing the loops, zero discharge technologies	8 Hours	L1,L2,L3	
Module -3 Environmental Management System			
EMAS, ISO 14000 - EMS as per ISO 14001– benefits and barriers of EMS – Concept of continual improvement and pollution prevention - environmental policy – initial environmental review – environmental aspect and impact analysis – legal and other requirements- objectives and targets – environmental management programs – structure and responsibility– training awareness and competence- communication – documentation and document control – operational control – monitoring and measurement – management review.	8 Hours	L1,L2,L3	
Module -4 Environmental Audit			
Environmental management system audits as per ISO 19011- – Roles and qualifications of auditors - Environmental performance indicators and their evaluation – Non conformance – Corrective and preventive actions -compliance audits – waste audits and waste minimization planning – Environmental statement (form V) - Due diligence audit	8 Hours	L1,L2,L3	
Module -5 Applications			
Applications of EMS , Waste Audits and Pollution Prevention opportunities in Textile , Sugar, Pulp & Paper, Electroplating, , Tanning industry, Dairy, Cement, Chemical industries, etc. Trans boundary movement, disposal, procedures, of hazardous wastes.	8 Hours	L1,L2,L3	
Course outcomes: After studying this course, students will be able to:			
1. Appreciate the elements of Corporate Environmental Management systems complying to international environmental management system standards			
2. Lead pollution prevention assessment team and implement waste minimization options			
3. Develop, Implement, maintain and Audit Environmental Management systems for Organisations			
Program Objectives:			
Engineering knowledge			
Problem analysis			
Interpretation of data			
Question paper pattern:			
The question paper will have 5 modules comprising of ten questions. Each full question carrying 16 marks			
There will be two full questions (with a maximum of three subdivisions, if necessary) from each module.			
Each full question shall cover the topics as a module			



Water Harvesting and Conservation: Water Harvesting Techniques – Micro-catchments - Design of Small Water Harvesting Structures – Farm Ponds – Percolation Tanks – Yield from a Catchment, Rain water Harvesting-various techniques related to Rural and Urban area.	8 Hours	L <sub>2</sub> , L <sub>3</sub>
<b>Course outcomes:</b> After studying this course, students will be able to: <ol style="list-style-type: none"> <li>1. Assess the potential of groundwater and surface water resources.</li> <li>2. Address the issues related to planning and management of water resources.</li> <li>3. Know how to implement IWRM in different regions.</li> <li>4. Understand the legal issues of water policy.</li> <li>5. Select the method for water harvesting based on the area.</li> </ol>		
<b>Program Objectives:</b> Engineering knowledge Problem analysis Interpretation of data		
<b>Question paper pattern:</b> <ol style="list-style-type: none"> <li>1. The question paper will have 5 modules comprising of ten questions. Each full question carrying 16 marks</li> <li>2. There will be two full questions (with a maximum of two subdivisions) from each module.</li> <li>3. Each full question shall cover the topics as a module</li> <li>4. The students shall answer five full questions, selecting one full question from each module. If more than one question is answered in modules, best answer will be considered for the award of marks limiting one full question answer in each module.</li> </ol>		
<b>Text Books:</b> <ol style="list-style-type: none"> <li>1. K. Subramanya, "Engineering Hydrology", Tata McGraw Hill Publishers, New Delhi.</li> <li>2. H.M. Raghunath, "Ground Water", Wiley Eastern Publication, New Delhi.</li> <li>3. Daniel P. Loucks and Eelco van Beek, "Water Resources Systems. Planning and Management", UNESCO Publication.</li> <li>4. Mollinga, P. et al, "Integrated Water Resources Management", Water in South Asia Volume I, Sage Publications, 2006.</li> <li>5. Singh, Chhatrapati "Water Rights in India," Ed: Chhatrapati Singh. Water Law in India: The Indian Law Institute, New Delhi, 1992.</li> <li>6. Dhruva Narayana, G. Sastry, V. S. Patnaik, "Watershed Management", CSWCTRI, Dehradun, ICAR Publications, 1997.</li> </ol>		
<b>Reference Books:</b> <ol style="list-style-type: none"> <li>1. Lal, Ruttan. "Integrated Watershed Management in the Global Ecosystem". CRC Press, New York.</li> <li>2. Heathcote, I. W. Integrated Watershed Management: Principles and Practice. 1988. John Wiley and Sons, Inc., New York.</li> </ol>		

  
 H.O.D.  
 Dept. of Civil Engineering  
 Alva's Institute of Engg. & Technology  
 Mijar, Moodbidri - 574 225

applications and significance.		
<b>Module -3</b>		
<b>Traffic Design and Visual Aids:</b> Intersection Design- channelization, Rotary intersection design, Signal design, Coordination of signals, Grade separation, Traffic signs including VMS and road markings, Significant roles of traffic control personnel, Networking pedestrian facilities & cycle tracks.	8 Hours	L1,L2,L3,L4
<b>Module -4</b>		
<b>Traffic Safety and Environment:</b> Road accidents, Causes, effect, prevention, and cost, Street lighting, Traffic and environment hazards, Air and Noise Pollution, causes, abatement measures, Promotion and integration of public transportation, Promotion of non-motorized transport.	8 Hours	L1,L2,L3
<b>Module -5</b>		
<b>Traffic Management:</b> Area Traffic Management System, Traffic System Management (TSM) with IRC standards, Traffic Regulatory Measures, Travel Demand Management (TDM), Direct and indirect methods, Congestion and parking pricing, All segregation methods- Coordination among different agencies, Intelligent Transport System for traffic management, enforcement and education.	8 Hours	L1,L2,L3,L4
<b>Course outcomes:</b> After studying this course, students will be able to: <ol style="list-style-type: none"> <li>1. Understand the human factors and vehicular factors in traffic engineering design.</li> <li>2. Conduct different types of traffic surveys and analysis of collected data using statistical concepts.</li> <li>3. Use an appropriate traffic flow theory and to comprehend the capacity &amp; signalized intersection analysis.</li> <li>4. Understand the basic knowledge of Intelligent Transportation System.</li> </ol>		
<b>Program Objectives:</b> <ul style="list-style-type: none"> <li>• Engineering knowledge</li> <li>• Problem analysis</li> <li>• Interpretation of data</li> </ul>		
<b>Question Paper Pattern:</b> <ul style="list-style-type: none"> <li>• The question paper will have 5 modules comprising of ten questions. Each full question carrying 16 marks</li> <li>• There will be two full questions (with a maximum of three subdivisions, if necessary) from each module.</li> <li>• Each full question shall cover the topics as a module</li> <li>• The students shall answer five full questions, selecting one full question from each module. If more than one question is answered in modules, best answer will be considered for the award of marks limiting one full question answer in each module.</li> </ul>		
<b>Text Books:</b> <ol style="list-style-type: none"> <li>1. Kadiyali.L.R. "Traffic Engineering and Transport Planning", Khanna Publishers, Delhi, 2013</li> <li>2. S K Khanna and CEG Justo and A Veeraragavan, "Highway Engineering", Nem Chand and Bros.</li> <li>3. Indian Roads Congress (IRC) Specifications: Guidelines and Special Publications on Traffic Planning and</li> </ol>		

  
H.O.D.

Dept. of Civil Engineering  
Alva's Institute of Engg. & Technology  
Mijar, Moodbidri - 574 225




Course Title: Numerical Methods and Applications As per Choice Based Credit System (CBCS) scheme] SEMESTER:VI			
Subject Code	15CV663	IA Marks	20
Number of Lecture Hours/Week	03	Exam Marks	80
Total Number of Lecture Hours	40	Exam Hours	03
CREDITS -03		Total Marks- 100	
Course objectives: This course aims at providing the necessary basic concepts of a few numerical methods and give procedures for solving numerically different kinds of problems occurring in engineering and technology			
Modules		Teaching Hours	Revised Bloom's Taxonomy (RBT) Level
Module -1			
Solution of Equations and Eigen value Problems: Solution of algebraic and transcendental equations, Fixed point iteration method, Newton Raphson method, Solution of linear system of equations, Gauss elimination method, Pivoting, Gauss Jordan method – Iterative methods of Gauss Jacobi and Gauss Seidel - Matrix Inversion by Gauss Jordan method		8 hours	L1,L2,L3
Module -2			
Interpolation and Approximation: Interpolation with unequal intervals - Lagrange's interpolation – Newton's divided difference interpolation – Cubic Splines - Interpolation with equal intervals - Newton's forward and backward difference formulae.		8 Hours	L1,L2,L3
Module -3			
Numerical Differentiation and Integration: Approximation of derivatives using interpolation polynomials - Numerical integration using Trapezoidal, Simpson's 1/3 rule – Romberg's method - Two point and three point Gaussian quadrature formulae – Evaluation of double integrals by Trapezoidal and Simpson's 1/3 rules.		8 Hours	L1,L2,L3
Module -4			
Initial Value Problems for Ordinary Differential Equations : Single Step methods - Taylor's series method - Euler's method - Modified Euler's method – Fourth order Runge-Kutta method for solving first order equations - Multi step methods - Milne's and Adams-Bash forth predictor corrector methods for solving first order equations.		8 Hours	L1,L2,L3
Module -5			
Boundary Value Problems in Ordinary and Partial Differential Equations: Finite difference methods for solving two-point linear boundary value problems - Finite difference techniques for the solution of two dimensional Laplace's and Poisson's equations on rectangular domain – One dimensional heat flow equation by explicit and implicit (Crank Nicholson) methods – One dimensional wave equation by explicit method.		8 Hours	L1,L2,L3
Course Outcomes: After studying this course, The students will have a clear perception of the power of numerical techniques, ideas and would be able to demonstrate the applications of these techniques to problems drawn from Industry, management and other engineering fields.			
Program Objectives: Engineering knowledge Problem analysis Interpretation of data			
Question Paper Pattern: The question paper will have 5 modules comprising of ten questions. Each full question carrying 16 marks There will be two full questions (with a maximum of three subdivisions, if necessary) from each module. Each full question shall cover the topics as a module  The students shall answer five full questions, selecting one full question from each module. If more than one question is answered in modules, best answer will be considered for the award of marks limiting one full question answer in each module			

**Text Books:**

1. Grewal. B.S., and Grewal. J.S., "Numerical methods in Engineering and Science", Khanna Publishers, 9th Edition, New Delhi
2. Gerald. C. F., and Wheatley. P. O., "Applied Numerical Analysis", Pearson Education, Asia, 6th Edition, New Delhi

**Reference Books:**

1. Chapra. S.C., and Canale.R.P., "Numerical Methods for Engineers, Tata McGraw Hill, New Delhi
2. 2. Brian Bradie. "A friendly introduction to Numerical analysis", Pearson Education, Asia, New Delhi
3. Sankara Rao. K., "Numerical methods for Scientists and Engineers", Prentice Hall of India Private, New Delhi

  
H.O.D.  
Dept. of Civil Engineering  
Alva's Institute of Engg. & Technology  
Mijar, Moodbidri - 574 225



1. Goetsch D.L., (1999), "Occupational Safety and Health for Technologists, Engineers and Managers", Prentice Hall.
2. Heinrich H.W., (2007), "Industrial Accident Prevention - A Scientific Approach", McGraw-Hill Book Company
3. National Safety Council and Associate (Data) Publishers Pvt. Ltd., (1991), "Industrial Safety and Pollution Control Handbook

**Reference Books:**

1. Colling D.A., (1990), "Industrial Safety Management and Technology", Prentice Hall, New Delhi.
2. Della D.E., and Giustina, (1996), "Safety and Environmental Management", Van Nostrand Reinhold International Thomson Publishing Inc.

Course Title: Geotechnical Engineering Lab			
[As per Choice Based Credit System (CBCS) scheme]			
SEMESTER: V			
Subject Code	15CVL57	IA Marks	20
Number of Lecture Hours/Week	03 (1hr tutorial + 2hr laboratory)	Exam Marks	80
Total Number of Lecture Hours	42	Exam Hours	03
CREDITS – 02		Total Marks-100	
<b>Course Objectives:</b> Provide students with a basic understanding			
<ul style="list-style-type: none"><li>•To carry out laboratory tests and to identify soil as per IS codal procedures</li><li>•To perform laboratory tests to determine index properties of soil</li><li>•To perform tests to determine shear strength and consolidation characteristics of soils</li></ul>			
Modules	Teaching Hours	Revised Bloom's Taxonomy (RBT) Level	
1. Visual soil classification. Water content determination by oven drying method and infrared moisture method. Specific gravity test (pycnometer and density bottle method).	6 Hours	L1, L2	
2. Grain size analysis <ul style="list-style-type: none"><li>i. Sieve analysis</li><li>ii. Hydrometer analysis</li></ul>	3 Hours	L1, L2	
3. In-situ density tests <ul style="list-style-type: none"><li>i. Core-cutter method</li><li>ii. Sand replacement method</li></ul>	3 Hours	L1, L2	

4. Consistency limits i. Liquid limit test (by Casagrande's and cone penetration method) ii. Plastic limit test iii. Shrinkage limit test	3 Hours	L1, L2
5. Standard compaction test (light and heavy compaction)	3 Hours	L1, L2
6. Co-efficient of permeability test i. Constant head test ii. Variable head test	3 Hours	L1, L2
7. Shear strength tests i. Unconfined compression test ii. Direct shear test iii. Triaxial test (undrained unconsolidated)	9 Hours	L1, L2
8. Consolidation test : Determination of compression index and co-efficient of consolidation	3 Hours	L1, L2
9. Laboratory vane shear test	3 Hours	L1, L2
10. Demonstration of Swell pressure test, Standard penetration test and boring equipment	6 Hours	L1, L2

**Course Outcomes:** Students will be able to conduct appropriate laboratory/field experiments and interpret the results to determine

1. Physical and index properties of the soil
2. Classify based on index properties and field identification
3. To determine OMC and MDD, plan and assess field compaction program
4. Shear strength and consolidation parameters to assess strength and deformation characteristics
5. In-situ shear strength characteristics (SPT- Demonstration)

**Reference Books:**

1. Punmia B C, Soil Mechanics and Foundation Engineering- (2017), 16th Edition, Laxmi Publications co., New Delhi.
2. Lambe T.W., "Soil Testing for Engineers", Wiley Eastern Ltd., New Delhi.
3. Head K.H., "Manual of Soil Laboratory Testing" Vol. I, II, III, Princeton Press
4. Bowles J.E., "Engineering Properties of Soil and Their Measurements", - McGraw Hill Book Co. New York.
5. Relevant BIS Codes of Practice: 2720(Part-3/Sec. 1) – 1987; IS 2720 (Part – 2)- 1973; IS 2720 (Part – 4) – 1985; IS 2720 (Part – 5) – 1985; IS 2720 (Part – 6) – 1972; IS 2720 (Part – 7) – 1980; IS 2720 (Part – 8) – 1983; IS 2720 (Part – 17) – 1986; IS 2720 (Part - 10) – 1973; IS 2720 (Part – 13) – 1986; IS 2720 (Part 11) – 1971; IS 2720 (Part 15) – 1986; IS 2720 (Part 30) – 1987; IS 2720 (Part 14) – 1977; IS 2720 (Part – 14) – 1983; IS 2720 (Part – 28) – 1974; IS 2720 (Part – 29) – 1966, IS 2720 (Part-60) 1965.

  
 H.O.D.  
 Dept. of Civil Engineering  
 Alva's Institute of Engg. & Technology  
 Mijar, Moodbidri - 574 225



**Course Title: Concrete and Highway Materials Laboratory**

[As per Choice Based Credit System (CBCS) scheme]

SEMESTER: V

Subject Code	15CVL58	IA Marks	20
Number of Lecture Hours/Week	03 (1hr tutorial + 2hr laboratory)	Exam Marks	80
Total Number of Lecture Hours	42	Exam Hours	03
CREDITS – 02		Total Marks-100	
<b>Course objectives:</b>			
<ul style="list-style-type: none"><li>To learn the principles and procedures of testing Concrete and Highway materials and to get hands on experience by conducting the tests and evolving inferences.</li></ul>			
Modules		Teaching Hours	Revised Bloom's Taxonomy (RBT) Level
<b>Part A: Concrete Lab</b>			
<b>1. Tests on Cement:</b> <ul style="list-style-type: none"><li>a. Normal Consistency</li><li>b. setting time</li><li>c. compressive strength</li><li>d. fineness by air permeability test</li><li>e. specific gravity</li></ul>		<b>6 Hours</b>	<b>L1, L2</b>
<b>2. Tests on Concrete:</b> <ul style="list-style-type: none"><li>a. Design of concrete mix as per IS-10262</li><li>b. Tests on fresh concrete:<ul style="list-style-type: none"><li>i. slump,</li><li>ii. compaction factor and</li><li>iii. Vee Bee test</li></ul></li><li>c. Tests on hardened concrete:</li></ul>		<b>9 Hours</b>	<b>L2,L3</b>

i. compressive strength test, ii. split tensile strength test, iii. flexural strength test d. NDT tests by rebound hammer and pulse velocity test.		
<b>3. Tests on Self Compacting Concrete:</b> a. Design of self compacting concrete, b. slump flow test, c. V-funnel test, d. J-Ring test, e. U Box test and f. L Box test	<b>3 Hours</b>	L2,L3

**Part B: High way materials Lab**

<b>1. Tests on Aggregates</b> a. Aggregate Crushing value b. Los Angeles abrasion test c. Aggregate impact test d. Aggregate shape tests (combined index and angularity number)	<b>3 Hours</b>	<b>L1, L2</b>
<b>2. Tests on Bituminous Materials</b> a. Penetration test b. Ductility test c. Softening point test d. Specific gravity test e. Viscosity test by tar viscometer f. Bituminous Mix Design by Marshall Method (Demonstration only)	<b>9 Hours</b>	<b>L1, L2,L3</b>
<b>3. Tests on Soil</b> a. Wet sieve analysis b. CBR test	<b>6 Hours</b>	<b>L1, L2</b>

- Course outcomes:** After studying this course, students will be able to:
1. Conduct appropriate laboratory experiments and interpret the results
  2. Determine the quality and suitability of cement
  3. Design appropriate concrete mix
  4. Determine strength and quality of concrete
  5. Test the road aggregates and bitumen for their suitability as road material.
  6. Test the soil for its suitability as sub grade soil for pavements.

**Reference Books:**

1. M.L.Gambir, "**Concrete Manual**", Danpat Rai and sons, New Delhi
2. Shetty M.S, "**Concrete Technology**", S. Chand & Co. Ltd, New Delhi.
3. Mehta P.K, "**Properties of Concrete**", Tata McGraw Hill Publications, New Delhi.
4. Neville AM, "**Properties of Concrete**", ELBS Publications, London.
5. Relevant BIS codes.
6. S K Khanna, C E G Justo and A Veeraragavan, "**Highway Materials Testing Laboratory Manual**", Nem Chand Bros, Roorkee
7. L R Kadiyali, "**Highway Engineering**", Khanna Publishers, New Delhi



Course Title: Construction Management and Entrepreneurship As per Choice Based Credit System (CBCS) scheme] SEMESTER:VI			
Subject Code	15CV61	IA Marks	20
Number of Lecture Hours/Week	04	Exam Marks	80
Total Number of Lecture Hours	50	Exam Hours	03
CREDITS -04		Total Marks - 100	
<b>Course Objectives:</b> This course will enable students to			
1. Understand the concept of planning, scheduling, cost and quality control, safety during construction, organization and use of project information necessary for construction project.			
2. Inculcate Human values to grow as responsible human beings with proper personality.			
3. Keep up ethical conduct and discharge professional duties.			
Modules	Teaching Hours	Revised Bloom's Taxonomy (RBT) Level	
<b>Module -1</b>			
<b>Management:</b> Characteristics of management, functions of management, importance and purpose of planning process, types of plans <b>Construction Project Formulation:</b> Introduction to construction management, project organization, management functions, management styles <b>Construction Planning and Scheduling:</b> Introduction, types of project plans, work breakdown structure, Grant Chart, preparation of network diagram- event and activity based and its critical path-critical path method, concept of activity on arrow and activity on node.	10 hours	L1,L2,L3	
<b>Module -2</b>			
<b>Resource Management:</b> Basic concepts of resource management, class of labour, Wages & statutory requirement, Labour Production rate or Productivity, Factors affecting labour output or productivity. <b>Construction Equipments:</b> classification of construction equipment, estimation of productivity for: excavator, dozer, compactors, graders and dumpers. Estimation of ownership cost, operational and maintenance cost of construction equipments. Selection of construction equipment and basic concept on equipment maintenance <b>Materials:</b> material management functions, inventory management.	10 Hours	L1,L2,L3	
<b>Module -3</b>			
<b>Construction Quality , safety and Human Values:</b> Construction quality process, inspection, quality control and quality assurance, cost of quality, ISO standards. Introduction to concept of Total Quality Management <b>HSE:</b> Introduction to concepts of HSE as applicable to Construction. Importance of safety in construction , Safety measures to be taken during Excavation , Explosives , drilling and blasting , hot bituminous works , scaffolds / platforms / ladder , form work and equipment operation. Storage of materials. Safety through legislation, safety campaign. Insurances. <b>Ethics :</b> Morals, values and ethics, integrity, trustworthiness , work ethics, need of engineering ethics, Professional Duties, Professional and Individual Rights, Confidential and Proprietary Information, Conflict of Interest Confidentiality, Gifts and Bribes, Price Fixing, Whistle Blowing.	10 Hours	L1,L2,L3	
<b>Module -4</b>			
<b>Introduction to engineering economy :</b> Principles of engineering economics, concept on Micro and macro analysis, problem solving and decision making. <b>Interest and time value of money:</b> concept of simple and compound interest, interest formula for: single payment, equal payment and uniform gradient series. Nominal and effective interest rates, deferred annuities, capitalized cost. <b>Comparison of alternatives :</b> Present worth, annual equivalent , capitalized and rate of return methods , Minimum Cost analysis and break even analysis	10 Hours	L1,L2,L3	

8. Relevant IRC Codes
9. Specifications for Roads and Bridges-MoRT&H, IRC, New Delhi

  
H.C.D.  
Dept. of Civil Engineering  
Alva's Institute of Engg. & Technology  
Mijar, Moodbidri - 574 225



Course Title: Design of Steel Structural Elements As per Choice Based Credit System (CBCS) scheme] SEMESTER:VI			
Subject Code	15CV62	IA Marks	20
Number of Lecture Hours/Week	04	Exam Marks	80
Total Number of Lecture Hours	50	Exam Hours	03
CREDITS -04		Total Marks- 100	
<b>Course Objectives:</b> This course will enable students to			
<div>1. Understand advantages and disadvantages of steel structures, steel code provisions, and plastic behaviour of structural steel.</div> <div>2. Learn Bolted connections and Welded connections.</div> <div>3. Design of compression members, built-up columns and columns splices.</div> <div>4. Design of tension members, simple slab base and gusseted base.</div> <div>5. Design of laterally supported and un-supported steel beams.</div>			
Modules	Teaching Hours	Revised Bloom's Taxonomy (RBT) Level	
<b>Module -1</b>			
<b>Introduction:</b> Advantages and Disadvantages of Steel Structures, Limit state method Limit State of Strength, Structural Stability, Serviceability Limit states, Failure Criteria of steel, Design Consideration, Loading and load combinations, IS code provisions, Specification and Section classification. <b>Plastic Behaviour of Structural Steel:</b> Introduction, Plastic theory, Plastic Hinge Concept, Plastic collapse load, load factor, Shape factor, Theorem of plastic collapse, Methods of Plastic analysis, Plastic analysis of Continuous Beams.	10 hours	L1,L2,L3	
<b>Module -2</b>			
<b>Bolted Connections:</b> Introduction, Types of Bolts, Behaviour of bolted joints, Design of High Strength friction Grip(HSFG) bolts, Design of Simple bolted Connections (Lap and Butt joints) <b>Welded Connections:</b> Introduction, Types and properties of welds, Effective areas of welds, Weld Defects, Simple welded joints for truss member, Advantages and Disadvantages of Bolted and Welded Connections.	10 Hours	L1,L2,L3	
<b>Module -3</b>			
<b>Design of Compression Members:</b> Introduction, Failure modes, Behaviour of compression members, Sections used for compression members, Effective length of compression members, Design of compression members and built up Compression members, Design of Laced and Battened Systems.	10 Hours	L1,L2,L3	
<b>Module -4</b>			
<b>Design of Tension Members:</b> Introduction, Types of Tension members, Slenderness ratio, Modes of Failure, Factors affecting the strength of tension members, Design of Tension members and Lug angles, Splices, Gussets. <b>Design of Column Bases:</b> Design of Simple Slab Base and Gusseted Base.	10 Hours	L1,L2,L3	
<b>Module -5</b>			
<b>Design of Beams:</b> Introduction, Beam types, Lateral Stability of beams, factors affecting lateral stability, Behaviour of Beams in Bending, Design strength of laterally supported beams in Bending, Design of Laterally unsupported Beams [No Numerical Problems], Shear Strength of Steel Beams. Beam to Beam Connections, Beam to Column Connection and Column Splices [No Numerical Problems]	10 Hours	L1,L2,L3	
<b>Course Outcomes:</b> After studying this course, students will be able to:			
<div>1. Possess a knowledge of Steel Structures Advantages and Disadvantages of Steel structures, steel code provisions and plastic behaviour of structural steel</div> <div>2. Understand the Concept of Bolted and Welded connections.</div> <div>3. Understand the Concept of Design of compression members, built-up columns and columns splices.</div> <div>4. Understand the Concept of Design of tension members, simple slab base and gusseted base.</div> <div>5. Understand the Concept of Design of laterally supported and un-supported steel beams.</div>			



<b>Module -5</b>		
<p><b>Entrepreneurship:</b> Evolution of the concept, functions of an entrepreneur, concepts of entrepreneurship, stages in entrepreneurial process, different sources of finance for entrepreneur, central and state level financial institutions.</p> <p><b>Micro, Small &amp; Medium Enterprises (MSME):</b> definition, characteristics, objectives, scope, role of MSME in economic development, advantages of MSME, Introduction to different schemes: TECKSOK, KIADB, KSSIDC, DIC, Single Window Agency: SISI, NSIC, SIDBI, KSFC</p> <p><b>Business Planning Process:</b> Business planning process, marketing plan, financial plan, project report and feasibility study, guidelines for preparation of model project report for starting a new venture. Introduction to international entrepreneurship opportunities, entry into international business, exporting, direct foreign investment, venture capital</p>	10 Hours	L1,L2,L3
<p><b>Course Outcomes:</b> After studying this course, students will be able to:</p> <ol style="list-style-type: none"> <li>1. Understand the construction management process.</li> <li>2. Understand and solve variety of issues that are encountered by every professional in discharging professional duties.</li> <li>3. Fulfill the professional obligations effectively with global outlook</li> </ol>		
<p><b>Program Objectives:</b></p> <ul style="list-style-type: none"> <li>Engineering knowledge</li> <li>Problem analysis</li> <li>Interpretation of data</li> </ul>		
<p><b>Question Paper Pattern:</b></p> <p>The question paper will have 5 modules comprising of ten questions. Each full question carrying 16 marks There will be two full questions (with a maximum of three subdivisions, if necessary) from each module. Each full question shall cover the topics as a module</p> <p>The students shall answer five full questions, selecting one full question from each module. If more than one question is answered in modules, best answer will be considered for the award of marks limiting one full question answer in each module.</p>		
<p><b>Text Books:</b></p> <ol style="list-style-type: none"> <li>1. P C Tripathi and P N Reddy, "Principles of Management", Tata McGraw-Hill Education</li> <li>2. Chitkara, K.K., "Construction Project Management: Planning Scheduling and Control", Tata McGraw-Hill Publishing Company, New Delhi.</li> <li>3. Poornima M. Charantimath, "Entrepreneurship Development and Small Business Enterprise", Dorling Kindersley (India) Pvt. Ltd., Licensees of Pearson Education</li> <li>4. Dr. U.K. Shrivastava "Construction Planning and Management", Galgotia publications Pvt. Ltd. New Delhi.</li> <li>5. Bureau of Indian standards – IS 7272 (Part-1)- 1974 : Recommendations for labour output constant for building works :</li> </ol>		
<p><b>Reference Books:</b></p> <ol style="list-style-type: none"> <li>1. Robert L. Peurifoy, Clifford J. Schexnayder, Aviad Shapira, Robert Schmitt, "Construction Planning, Equipment, and Methods (Civil Engineering)", McGraw-Hill Education</li> <li>2. Harold Koontz, Heinz Weihrich, "Essentials of Management: An International, Innovation, and Leadership perspective", T.M.H. Edition, New Delhi</li> <li>3. Frank Harris, Ronald McCaffer with Francis Edum-Fotwe, "Modern Construction Management", Wiley-Blackwell</li> <li>4. Mike Martin, Roland Schinzinger, "Ethics in Engineering", McGraw-Hill Education</li> <li>5. Chris Hendrickson and Tung Au, "Project Management for Construction - Fundamentals Concepts for Owners, Engineers, Architects and Builders", Prentice Hall, Pittsburgh</li> <li>6. James L. Riggs, David D. Bedworth, Sabah U. Randhawa "Engineering Economics" 4 ed tata Mc Graw hill.</li> <li>7. S.C Sharma – "Construction Equipments and its management" – Khanna publishers</li> </ol>		

  
 H.O.D.  
 Dept. of Civil Engineering  
 Alva's Institute of Engg. & Technology  
 Mijar, Moodbidri - 574 225



Course Title: Highway Engineering As per Choice Based Credit System (CBCS) scheme] SEMESTER:VI			
Subject Code	15CV63	IA Marks	20
Number of Lecture Hours/Week	04	Exam Marks	80
Total Number of Lecture Hours	50	Exam Hours	03
CREDITS -04		Total Marks- 100	
<b>Course objectives:</b> This course will enable students to; 1. Gain knowledge of different modes of transportation systems, history, development of highways and the organizations associated with research and development of the same in INDIA. 2. Understand Highway planning and development considering the essential criteria's (engineering and financial aspects, regulations and policies, socio economic impact). 3. Get insight to different aspects of geometric elements and train them to design geometric elements of a highway network. 4. Understand pavement and its components, pavement construction activities and its requirements. 5. Gain the skills of evaluating the highway economics by B/C, NPV, IRR methods and also introduce the students to highway financing concepts.			
Modules		Teaching Hours	Revised Bloom's Taxonomy (RBT) Level
<b>Module -1</b>			
<b>Principles of Transportation Engineering:</b> Importance of transportation, Different modes of transportation and comparison, Characteristics of road transport Jayakar committee recommendations, and implementation – Central Road Fund, Indian Roads Congress, Central Road Research Institute <b>Highway Development and Planning:</b> Road types and classification, road patterns, planning surveys, master plan – saturation system of road planning, phasing road development in India, problems on best alignment among alternate proposals Salient Features of 3rd and 4thtwenty year road development plans and Policies, Present scenario of road development in India (NHDP & PMGSY) and in Karnataka (KSHIP & KRDCL) Road development plan - vision 2021.		10 hours	L1,L2
<b>Module -2</b>			
<b>Highway Alignment and Surveys:</b> Ideal Alignment, Factors affecting the alignment, Engineering surveys-Map study, Reconnaissance, Preliminary and Final location & detailed survey, Reports and drawings for new and re-aligned projects <b>Highway Geometric Design:</b> Cross sectional elements–width, surface, camber, Sight distances–SSD, OSD, ISD, HSD, Design of horizontal and vertical alignment–curves, super-elevation, widening, gradients, summit and valley curves		10 Hours	L2,L3,L4
<b>Module -3</b>			
<b>Pavement Materials:</b> Subgrade soil - desirable properties-HRB soil classification-determination of CBR and modulus of subgrade reaction with Problems Aggregates- Desirable properties and tests, Bituminous materials-Explanation on Tar, bitumen, cutback and emulsion-tests on bituminous material <b>Pavement Design:</b> Pavement types, component parts of flexible and rigid pavements and their functions, ESWL and its determination (Graphical method only)-Examples		10 Hours	L3,L4,L5
<b>Module -4</b>			
<b>Pavement Construction:</b> Design of soil aggregate mixes by Rothfuch's method. Uses and properties of bituminous mixes and cement concrete in pavement construction. Earthwork; cutting and Filling, Preparation of subgrade, Specification and construction of i) Granular Sub base, ii) WBM Base, iii) WMM base, iv) Bituminous Macadam, v) Dense Bituminous Macadam vi) Bituminous Concrete, vii) Dry Lean Concrete sub base and PQC viii) concrete roads		10 Hours	L2,L3,L4

**Program Objectives:**

Engineering knowledge  
Problem analysis  
Interpretation of data

**Question Paper Pattern:**

The question paper will have 5 modules comprising of ten questions. Each full question carrying 16 marks. There will be two full questions (with a maximum of three subdivisions, if necessary) from each module. Each full question shall cover the topics as a module.

The students shall answer five full questions, selecting one full question from each module. If more than one question is answered in modules, best answer will be considered for the award of marks limiting one full question answer in each module.

**Text Books:**

1. N Subramanian., "Design of Steel Structures" (2016), Oxford University Press, New Delhi.
2. Duggal S K., "Limit State Method of Design of Steel Structures", Tata McGraw Hill, New Delhi

**Reference Books:**

1. Dayarathnam P, "Design of Steel Structures", S Chand and Company Ltd., New Delhi.
2. Kazim S M A and Jindal R S, "Design of Steel Structures", Prentice Hall of India, New Delhi.
3. IS 800-2007: General Construction in Steel Code Practice (Third revision), Bureau of Indian Standards, New Delhi.

  
H.O.D.  
Dept. of Civil Engineering  
Alva's Institute of Engg. & Technology  
Mijar, Moodbidri - 574 225



<b>Course Title: Water Supply and Treatment Engineering</b> <b>As per Choice Based Credit System (CBCS) scheme]</b> <b>SEMESTER:VI</b>			
Subject Code	15CV64	IA Marks	20
Number of Lecture Hours/Week	04	Exam Marks	80
Total Number of Lecture Hours	50	Exam Hours	03
<b>CREDITS -04</b>		<b>Total Marks- 100</b>	
<b>Course objectives:</b> This course will enable students to 1. Analyze the variation of water demand and to estimate water requirement for a community. 2. Evaluate the sources and conveyance systems for raw and treated water. 3. Study drinking water quality standards and to illustrate qualitative analysis of water. 4. Design physical, chemical and biological treatment methods to ensure safe and potable water Supply.			
Modules		Teaching Hours	Revised Bloom's Taxonomy (RBT) Level
<b>Module -1</b>			
Introduction: Need for protected water supply. Demand of Water: Types of water demands -domestic demand, industrial, institutional and commercial, public use, fire demand, Factors affecting per capita demand, Variations in demand of water, Peak factor, Design period and factors governing design period. Different methods of population forecasting -with merits and demerits. Numerical Problems.		10 hours	L1,L2,L3
<b>Module -2</b>			
Water Treatment: Objectives, Treatment flow chart – significance of each unit Sources and Characteristics: surface and subsurface sources -suitability with regard to quality and quantity. Sampling - Objectives, methods, Preservation techniques. Water quality characteristics: Physical, Chemical and Microbiological.		10 Hours	L1,L2,L3
<b>Module -3</b>			
Sedimentation -theory, settling tanks, types, design. Concept of Plate and Tube settlers. Coagulation aided sedimentation-types of coagulants, chemical feeding, flash mixing, Clariflocculators. Filtration: mechanism -theory of filtration, types of filters, slow sand, rapid sand and pressure filters including construction, operation, cleaning. Operational problems in filters. Design of slow and rapid sand filter without under drainage system. Ultra and micro filtration: Basic principles, membrane materials, pore size, flux, normalizing permeability, fouling mechanism, Overview of ultra and micro filtration elements and systems, Fouling in MF/UF systems, fouling control and pre treatment.		10 Hours	L1,L2,L3
<b>Module -4</b>			
Softening: Overview of Lime soda, Zeolite process, RO and Nano filtration: Basic principles, Flux, Salt passage, rejection and concentration polarization. Overview of RO and nano filtration membranes and elements, Conventional pre treatment techniques for RO and nano filtration. Disinfection: Methods of disinfection with merits and demerits, Theory of disinfection, emphasis on treatment of water for community bathing. (melas and fairs) Fluoridation and De-fluoridation.		10 Hours	L1,L2,L3
<b>Module -5</b>			
Collection and Conveyance of water: Intake structures - types of intakes –Factors to be considered in selection of intake structures. Pumps: Types of pumps with working principles. Numerical Problems. Pipes: Design of the economical diameter for the rising main; Numerical Problems. Pipe appurtenances, Valves, Fire hydrants Pipe materials: Different materials with advantages and disadvantages. Factors affecting selection of pipe material. Distribution system: Methods- Gravity, Pumping, Combined gravity and pumping system, Service reservoirs and their capacity determination. Visit to Intake structure, Water treatment plant and report working of each unit Design of water treatment plant units and distribution system with population forecasting for the given city		10 Hours	L1,L2,L3

<b>Module -5</b>		
<b>Highway Drainage:</b> Significance and requirements, Surface drainage system and design-Examples, sub surface drainage system, design of filter materials, Types of cross drainage structures, their choice and location <b>Highway Economics:</b> Highway user benefits, VOC using charts only-Examples, Economic analysis - annual cost method-Benefit Cost Ratio method-NPV-IRR methods- Examples, Highway financing-BOT-BOOT concepts	10 Hours	L1,L2,L3
<b>Course outcomes:</b> After studying this course, students will be able to: <ol style="list-style-type: none"> <li>1. Acquire the capability of proposing a new alignment or re-alignment of existing roads, conduct necessary field investigation for generation of required data.</li> <li>2. Evaluate the engineering properties of the materials and suggest the suitability of the same for pavement construction.</li> <li>3. Design road geometrics, structural components of pavement and drainage.</li> <li>4. Evaluate the highway economics by few select methods and also will have a basic knowledge of various highway financing concepts.</li> </ol>		
<b>Program Objectives:</b> Engineering knowledge Problem analysis Interpretation of data		
<b>Question Paper Pattern:</b> The question paper will have 5 modules comprising of ten questions. Each full question carrying 16 marks There will be two full questions (with a maximum of three subdivisions, if necessary) from each module. Each full question shall cover the topics as a module The students shall answer five full questions, selecting one full question from each module. If more than one question is answered in modules, best answer will be considered for the award of marks limiting one full question answer in each module.		
<b>Text Books:</b> <ol style="list-style-type: none"> <li>1. S K Khanna and C E G Justo, " Highway Engineering", Nem Chand Bros, Roorkee</li> <li>2. L R Kadiyali, "Highway Engineering", Khanna Publishers, New Delhi.</li> <li>3. R Srinivasa Kumar, "Highway Engineering", University Press.</li> <li>4. K.P.subramaniam, "Transportation Engineering", SciTech Publications, Chennai.</li> </ol>		
<b>Reference Books:</b> <ol style="list-style-type: none"> <li>1. Relevant IRC Codes</li> <li>2. Specifications for Roads and Bridges-MoRT&amp;H, IRC, New Delhi.</li> <li>3. C. JotinKhisty, B. Kent lal, "Transportation Engineering", PHI Learning Pvt. Ltd. New Delhi.</li> </ol>		

  
H.O.D.  
Dept. of Civil Engineering  
Alva's Institute of Engg. & Technology  
Mijar, Moodbidri - 574 225



<b>Course Title: Solid Waste Management</b> <b>As per Choice Based Credit System (CBCS) scheme]</b> <b>SEMESTER:VI</b>			
Subject Code	15CV651	IA Marks	20
Number of Lecture Hours/Week	03	Exam Marks	80
Total Number of Lecture Hours	40	Exam Hours	03
<b>CREDITS –03</b>		<b>Total Marks- 100</b>	
<b>Course objectives:</b> This course will enable students to <ol style="list-style-type: none"> <li>1. Study the present methods of solid waste management system and to analyze their draw backs comparing with statutory rules.</li> <li>2. Understand different elements of solid waste management from generation of solid waste to disposal.</li> <li>3. Analyze different processing technologies and to study conversion of municipal solid waste to compost or biogas.</li> <li>4. Evaluate landfill site and to study the sanitary landfill reactions.</li> </ol>			
<b>Modules</b>		<b>Teaching Hours</b>	<b>Revised Bloom's Taxonomy (RBT) Level</b>
<b>Module -1</b>			
Sources: Sources of Solid waste, Types of solid waste, Physical and Chemical composition of municipal solid waste. Generation rate, Numerical Problems. Collection: Collection of solid waste- services and systems, equipments, Transportation: Need of transfer operation, transfer station, transport means and methods, route optimization. Solid waste management 2000 rules with, 2016 amendments.		8 hours	L1,L2,L3
<b>Module -2</b>			
Processing techniques: Purpose of processing, Chemical volume reduction (incineration) – Process description, 3T's, principal components in the design of municipal incinerators, Air pollution control ,Mechanical volume reduction (compaction), Mechanical size reduction (shredding), component separation (manual and mechanical methods).		8 Hours	L1,L2,L3
<b>Module -3</b>			
Composting Aerobic and anaerobic method - process description, process microbiology, design consideration, Mechanical composting, Vermicomposting, Numerical Problems. Sanitary landfilling: Definition, advantages and disadvantages, site selection, methods, reaction occurring in landfill- Gas and Leachate movement, Control of gas and leachate movement, Design of sanitary landfill. Numerical Problems		8 Hours	L1,L2,L3
<b>Module -4</b>			
Sources, collection, treatment and disposal of :- Biomedical waste ,E-waste ,Hazardous waste and construction waste		8 Hours	L1,L2,L3
<b>Module -5</b>			
Incineration -3Ts factor affecting incineration ,types of incinerations , Pyrolysis ,design criteria for incineration Energy recovery technique from solid waste management		8 Hours	L1,L2,L3
<b>Course outcomes:</b> After studying this course, students will be able to: <ol style="list-style-type: none"> <li>1. Analyse existing solid waste management system and to identify their drawbacks.</li> <li>2. Evaluate different elements of solid waste management system.</li> <li>3. Suggest suitable scientific methods for solid waste management elements.</li> <li>4. Design suitable processing system and evaluate disposal sites.</li> </ol>			
<b>Program Objectives:</b> Engineering knowledge Problem analysis Interpretation of data			
<b>Question Paper Pattern:</b> The question paper will have 5 modules comprising of ten questions. Each full question carrying 16 marks There will be two full questions (with a maximum of three subdivisions, if necessary) from each module. Each full question shall cover the topics as a module The students shall answer five full questions, selecting one full question from each module. If more than one question is answered in modules, best answer will be considered for the award of marks limiting one full question answer in each module.			

**Course Outcomes:** After studying this course, students will be able to:

1. Estimate average and peak water demand for a community.
2. Evaluate available sources of water, quantitatively and qualitatively and make appropriate choice for a community.
3. Evaluate water quality and environmental significance of various parameters and plan suitable treatment system.
4. Design a comprehensive water treatment and distribution system to purify and distribute water to the required quality standards.

**Program Objectives:**

Engineering knowledge  
Problem analysis  
Interpretation of data

**Question Paper Pattern:**

The question paper will have 5 modules comprising of ten questions. Each full question carrying 16 marks  
There will be two full questions (with a maximum of three subdivisions, if necessary) from each module.  
Each full question shall cover the topics as a module

The students shall answer five full questions, selecting one full question from each module. If more than one question is answered in modules, best answer will be considered for the award of marks limiting one full question answer in each module.

**Text Books:**

1. S.K.Garg, Environmental Engineering vol-I, Water supply Engineering – M/s Khanna Publishers, New Delhi 2010
2. Mark.J Hammer, Water & Waste Water Technology, John Wiley & Sons Inc., New York, 2008.

**Reference Books:**

1. B.C. Punmia and Ashok Jain, Environmental Engineering I-Water Supply Engineering, Laxmi Publications (P)Ltd., New Delhi 2010.
2. Howard S. Peavy, Donald R. Rowe, George T , Environmental Engineering - McGraw Hill International Edition. New York, 2000
3. CPHEEO Manual on water supply and treatment engineering, Ministry of Urban Development, Government of India, New Delhi.

  
H.O.D.  
Dept. of Civil Engineering  
Alva's Institute of Engg. & Technology  
Mijar, Moodbidri - 574 225



**Course Title: Water Resources Management**  
[As per Choice Based Credit System (CBCS) scheme]

SEMESTER:VI

Subject Code	15CV661	IA Marks	20
Number of Lecture Hours/Week	03	Exam Marks	80
Total Number of Lecture Hours	40	Exam Hours	03

**CREDITS – 03**

**Total Marks-100**

**Course objectives:** This course will enable students to;

1. Judge surface and ground water resources.
2. Address the issues of water resources management.
3. Learn the principles of integrated water resources management.
4. Understand the legal framework of water policy.
5. Know the different methods of water harvesting.

Modules	Teaching Hours	Revised Bloom's Taxonomy (RBT) Level
<b>Module -1</b>		
<b>Surface and Ground water Resources:</b> Hydrologic Cycle, Global water resources and Indian Water resources, Surface Water Resources, Water Balance, Available Renewable Water Resources, Water Scarcity, The Water Balance as a Result of Human Interference, Groundwater Resources, Types of Aquifers, Groundwater as a Storage Medium	8 hours	L2, L3
<b>Module -2</b>		
<b>Water Resources Planning and Management:</b> Necessity, System components, planning scales, Approaches, planning and management aspects, Analysis, Models for impact prediction and evaluation, Adaptive Integrated Policies, Post Planning and management Issues.	8 Hours	L2, L3
<b>Module -3</b>		
<b>Integrated Water Resources Management:</b> Definition of IWRM, Principles, Implementation of IWRM, Legislative and Organizational Framework, Types and Forms of Private Sector Involvement.	8 Hours	L3, L4
<b>Module -4</b>		
<b>Water Governance and Water Policy:</b> Legal Framework of Water – Substance of National Water Laws – Other key issues – Changing incentives through Regulation - National Water Policy – National-Level Commissions – Irrigation Management Transfer Policies and Activities – Legal Registration of WUAs – Legal Changes in Water Allocation, – Role of Local Institutions – Community Based Organizations – Water Policy Reforms: India.	8 Hours	L2, L3
<b>Module -5</b>		

**Program Objectives:**

Engineering knowledge  
Problem analysis  
Interpretation of data

**Question Paper Pattern:**

The question paper will have 5 modules comprising of ten questions. Each full question carrying 16 marks  
There will be two full questions (with a maximum of three subdivisions, if necessary) from each module.  
Each full question shall cover the topics as a module

The students shall answer five full questions, selecting one full question from each module. If more than one question is answered in modules, best answer will be considered for the award of marks limiting one full question answer in each module.

**Text Books:**

1. Purushothama Raj P, "Ground Improvement Techniques", Laxmi Publications, New Delhi.
2. Koerner R.M, "Construction and Geotechnical Method in Foundation Engineering", Mc Graw Hill Pub. Co.

**Reference Books:**

1. Manfred Hausmann, "Engineering principles of ground modification", Mc Graw Hill Pub. Co.,
2. Bell, F.G., "Methods of treatment of unstable ground", Butterworths, London.
3. Nelson J.D. and Miller D.J, "Expansive soils", John Wiley and Sons.
4. Ingles. C.G. and Metcalf J.B, "Soil Stabilization; Principles and Practice", Butterworths

  
H.O.D.  
Dept. of Civil Engineering  
Alva's Institute of Engg. & Technology  
Mijar, Moodbidri - 574 225



<b>Course Title: Software Application Lab</b> <b>As per Choice Based Credit System (CBCS) scheme]</b> <b>SEMESTER:VI</b>			
Subject Code	15CVL67	IA Marks	20
Number of Lecture Hours/Week	11+2P	Exam Marks	80
Total Number of Lecture Hours	40	Exam Hours	03
<b>CREDITS -02</b>		<b>Total Marks- 100</b>	
<b>Course objectives:</b> This course will enable students to 1. Use industry standard software in a professional set up. 2. understand the elements of finite element modeling, specification of loads and boundary condition, performing analysis and interpretation of results for final design 3. Develop customized automation tools			
Modules	Teaching Hours	Revised Bloom's Taxonomy (RBT) Level	
<b>Module -1</b>			
<b>Use of civil engineering softwares:</b> Use of softwares for: 1. Analysis of plane trusses, continuous beams, portal frames 2. 3D analysis of multistoried frame structures	18 hours	L1,L2,L3	
<b>Module -2</b>			
1. <b>Project Management- Exercise on Project planning and scheduling of a building project using any project management software:</b> a. Understanding basic features of Project management software b. Constructing Project: create WBS, Activities, and tasks and Computation Time using Excel spread sheet and transferring the same to Project management software. c. Identification of Predecessor and Successor activities with constrain d. Constructing Network diagram (AON Diagram) and analyzing for Critical path, Critical activities and Other non Critical paths, Project duration, Floats. e. Study on various View options available f. Basic understanding about Resource Creation and allocation g. Understanding about Splitting the activity, Linking multiple activity, assigning Constrains, Merging Multiple projects, Creating Baseline Project (9hrs) 1. <b>GIS applications using open source software:</b> a. To create shape files for point, line and polygon features with a map as reference. b. To create decision maps for specific purpose. (3hrs)	12 hours	L1,L2,L3	
<b>Module -3</b>			
<b>Use of EXCEL spread sheets:</b> Design of singly reinforced and doubly reinforced rectangular beams, design of one way and two way slabs, computation of earthwork, Design of horizontal curve by offset method, Design of super elevation	10 Hours	L1,L2,L3	
<b>Course Outcomes:</b> After studying this course, students will be able to: use software skills in a professional set up to automate the work and thereby reduce cycle time for completion of the work			
<b>Program Objectives:</b> Engineering knowledge Problem analysis Interpretation of data			
<b>Question paper pattern:</b> The question paper will have 3 modules comprising of 6 questions. There will be two full questions (with a maximum of three subdivisions, if necessary) from each module. Each full question shall cover the topics as a module Module-1: 40 Marks, Module-2: 20 Marks, Module-3: 20 Marks The students shall answer three full questions, selecting one full question from each module. If more than one question is answered in modules, best answer will be considered for the award of marks limiting one full question answer in each module.			
<b>Reference Books:</b> Training manuals and User manuals and Relevant course reference books			



<b>Course Title: Extensive Survey Project /Camp</b> <b>As per Choice Based Credit System (CBCS) scheme]</b> <b>SEMESTER:VI</b>			
Subject Code	15CVP68	IA Marks	20
Number of Practice Hours/Week	04	Exam Marks	80
Total Number of Practice Hours	50	Exam Hours	03
<b>CREDITS -04</b>		<b>Total Marks- 100</b>	
<b>Course objectives:</b> This course will enable students to <ol style="list-style-type: none"> <li>1. Understand the practical applications of Surveying.</li> <li>2. Use Total station and other Measurement Equipments.</li> <li>3. Work in teams and learn time management, communication and presentation skills</li> </ol> <p>To be conducted between 5th &amp; 6th Semester for a period of 2 weeks including training on total station. Viva voce conducted along with 6th semester exams          An extensive project preparation training involving investigation, collection of data is to be conducted. <b>Use of Total Station is compulsory for minimum of TWO projects.</b>          The student shall submit a project report consisting of designs and drawings.          Drawings should be done using CAD and survey work using total station          Students should learn data download from total station, generation of contours, block leveling, longitudinal and cross sectional diagrams, and capacity volume calculation by using relevant softwares          The course coordinators should give exposure and simulate activities to achieve the course outcomes</p>			
<ol style="list-style-type: none"> <li>1. <b>NEW TANK PROJECTS:</b> The work shall consist of;             <ol style="list-style-type: none"> <li>a. Reconnaissance survey for selection of site and conceptualization of project.</li> <li>b. Alignment of center line of the proposed bund, Longitudinal and cross sections of the center line.</li> <li>c. Detailed survey required for project execution like Capacity surveys, Details at Waste weir and sluice points, Canal alignment etc. as per requirement</li> <li>d. Design and preparation of drawing with report.</li> </ol> </li> </ol>			
<ol style="list-style-type: none"> <li>2. <b>WATER SUPPLY AND SANITARY PROJECT:</b> The work shall consist of;             <ol style="list-style-type: none"> <li>a. Reconnaissance survey for selection of site and conceptualization of project.</li> <li>b. Examination of sources of water supply, Calculation of quantity of water required based on existing and projected population.</li> <li>c. Preparation of village map by using total station.</li> <li>d. Survey work required for laying of water supply and UGD</li> <li>e. Location of sites for water tank. Selection of type of water tank to be provided. (ground level, overhead and underground)</li> <li>f. Design of all elements and preparation of drawing with report.</li> </ol> </li> </ol>			
<ol style="list-style-type: none"> <li>3. <b>HIGHWAY PROJECT:</b> The work shall consist of;             <ol style="list-style-type: none"> <li>a. Reconnaissance survey for selection of site and conceptualization of project.</li> <li>b. Preliminary and detailed investigations to align a new road (min. 1 to 1.5 km stretch) between two obligatory points. The investigations shall consist of topographic surveying of strip of land for considering alternate routes and for final alignment. Surveying by using total station.</li> <li>c. Report should justify the selected alignment with details of all geometric designs for traffic and design speed assumed.</li> <li>d. Drawing shall include key plan initial alignment, final alignment, longitudinal section along final alignment, typical cross sections of road.</li> </ol> </li> </ol>			
<ol style="list-style-type: none"> <li>4. <b>RESTORATION OF AN EXISTING TANK:</b> The work shall consist of;             <ol style="list-style-type: none"> <li>a. Reconnaissance survey for selection of site and conceptualization of project.</li> <li>b. Alignment of center line of the existing bund, Longitudinal and cross sections of the center line.</li> <li>c. Detailed survey required for project execution like Capacity surveys, Details at Waste weir and sluice points, Canal alignment etc. as per requirement</li> <li>d. Design of all elements and preparation of drawing with report.</li> </ol> </li> </ol>			
<ol style="list-style-type: none"> <li>5. <b>TOWN/HOUSING / LAYOUT PLANNING:</b> The work shall consist of;             <ol style="list-style-type: none"> <li>a. Reconnaissance survey for selection of site and conceptualization of project.</li> <li>b. Detailed survey required for project execution like contour surveys</li> <li>c. Preparation of layout plans as per regulations</li> <li>e. Centerline marking-transfer of centre lines from plan to ground</li> <li>f. Design of all elements and preparation of drawing with report as per regulations</li> </ol> </li> </ol>			
<b>Course outcomes:</b> After studying this course, students will be able to: <ol style="list-style-type: none"> <li>1. Apply Surveying knowledge and tools effectively for the projects</li> <li>2. Understanding Task environment, Goals, responsibilities, Task focus, working in Teams towards common goals, Organizational performance expectations, technical and behavioral competencies.</li> </ol>			



3. Application of individual effectiveness skills in team and organizational context, goal setting, time management, communication and presentation skills.
4. Professional etiquettes at workplace, meeting and general
5. Establishing trust based relationships in teams & organizational environment
6. Orientation towards conflicts in team and organizational environment, Understanding sources of conflicts, Conflict resolution styles and techniques

**Program Objectives:**

Engineering knowledge


Problem analysis

Interpretation of data

**Reference Books:**

Training manuals and User manuals

Relevant course reference books

  
H. O. M.  
Dept. of Civil Engineering  
Arya's Institute of Engg. & Technology  
Muz, Noida - 574 223

**Text Books:**

1. Narayan Panigrahi, "Geographical Information Science", ISBN 10: 8173716285 / ISBN 13: 9788173716287, University Press 2008.
2. Basudeb Bhatta, "Remote sensing and GIS", ISBN:9780198072393, Oxford University Press 2011
3. Kang – Tsurg Chang, "Introduction to Geographic Information System". Tata McGraw Hill Education Private Limited 2015.
4. Lillesand, Kiefer, Chipman, "Remote Sensing and Image Interpretation", Wiley 2011.

**Reference Books:**

1. Chor Pang Lo and Albert K.W Yeung, "Concepts & Techniques of GIS", PHI, 2006
2. John R. Jensen, "Remote sensing of the environment", An earth resources perspective – 2nd edition – by Pearson Education 2007.
  - Anji Reddy M., "Remote sensing and Geographical information system", B.S. Publications 2008.
  - Peter A. Burrough, Rachael A. McDonnell, and Christopher D. Lloyd, "Principals of Geo physical Information system", Oxford Publications 2004.
  - S Kumar, "Basics of remote sensing & GIS", Laxmi publications 2005.

**Course Title: Occupational Health and Safety****Open Elective 1**

[As per Choice Based Credit System (CBCS) scheme]

SEMESTER:V

Subject Code	15CV564	IA Marks	20
Number of Lecture Hours/Week	03	Exam Marks	80
Total Number of Lecture Hours	40	Exam Hours	03
<b>CREDITS – 03</b>		<b>Total Marks-100</b>	

**Course Objectives:** This course will enable students to

1. Gain an historical, economic, and organizational perspective of occupational safety and health;
2. Investigate current occupational safety and health problems and solutions.
3. Identify the forces that influence occupational safety and health.
4. Demonstrate the knowledge and skills needed to identify workplace problems and safe work practice

Modules	Teaching Hours	Revised Bloom's Taxonomy (RBT) Level
<b>Module -1</b>		
<b>Occupational Hazard and Control Principles:</b> Safety, History and development, National Safety Policy. Occupational safety and Health Act (OSHA), Occupational Health and Safety administration - Laws governing OSHA and right to know. <b>Accident</b> – causation, investigation, investigation plan, Methods of acquiring accident facts, Supervisory role in accident investigation	8 hours	L1,L2,L3
<b>Module -2</b>		
<b>Ergonomics at Work Place:</b> Ergonomics Task analysis, Preventing Ergonomic Hazards, Work space Envelops, Visual Ergonomics, Ergonomic Standards, Ergonomic Programs. <b>Hazard cognition and Analysis</b> , Human Error Analysis – Fault Tree Analysis – Emergency Response - Decision for action – purpose and	8 Hours	L2,L3,L4,L5



<b>Course Title: Municipal and Industrial Waste Water Engineering</b> <b>As per Choice Based Credit System (CBCS) scheme]</b> <b>SEMESTER:VII</b>			
Subject Code	15CV71	IA Marks	20
Number of Lecture Hours/Week	04	Exam Marks	80
Total Number of Lecture Hours	50	Exam Hours	03
<b>CREDITS -04</b>		<b>Total Marks- 100</b>	
<b>Course objectives:</b> This course will enable students to; <ol style="list-style-type: none"> <li>1. Understand sewerage network and influencing parameters.</li> <li>2. Understand and design different unit operations involved in conventional and biological treatment process.</li> <li>3. Apply the principles of Industrial effluent treatment process for different industrial wastes.</li> <li>4. Evaluate self purification of streams depending on hydraulic and organic loading of sewage into receiving waters.</li> </ol>			
Modules		Teaching Hours	Revised Bloom's Taxonomy (RBT) Level
<b>Module -1</b>			
Introduction, need for sanitation, methods of sewage disposal, types of sewerage systems, dry weather flow, wet weather flow, factors effecting dry and wet weather flow on design of sewerage system, estimation of storm flow, time of concentration flow, material of sewers, shape of sewers, laying and testing of sewers, ventilation of sewers. low-cost waste treatment; oxidation pond, septic tank, Sewer appurtenances, manholes, catch basins, basic principles of house drainage, typical layout plan showing house drainage connections,		10 hours	L1,L2
<b>Module -2</b>			
Design of sewers, hydraulic formula for velocity, effects of variation on velocity, regime velocity, design of hydraulic elements for circular sewers for full flow and partial flow conditions, disposal of effluents by dilution, self purification phenomenon, oxygen sag curve, zones of purification, sewage farming, sewage sickness, numerical problems on disposal of effluents, Streeter-Phelps equation		10 Hours	L2,L3
<b>Module -3</b>			
Waste water characteristics, sampling, significance and techniques, physical, chemical and biological characteristics, flow diagram for municipal waste water treatment, unit operations; screens, grit chambers, skimming tanks, equalization tanks Suspended growth and fixed film bio process, design of trickling filters, activated sludge process, sequential batch reactors, moving bed bio reactors, sludge digesters,		10 Hours	L1,L2,L3
<b>Module -4</b>			
Difference between domestic and industrial waste water, effect of effluent discharge on streams, methods of industrial waste water treatment; volume reduction, strength reduction, neutralization, equalisation and proportioning. Removal of organic, inorganic and colloidal solids, combined treatment methods; merits, demerits and feasibility, principles of discharge of raw, partially treated and completely treated wastes in to streams		10 Hours	L1,L2
<b>Module -5</b>			
Process flow chart, sources and characteristics of industrial waste water, treatment methods, reuse and recovery and disposal; cotton and textile industry, tanning industry, cane sugar and distilleries, dairy industry, steel and cement industry, paper and pulp industry, pharmaceutical and food processing industry.		10 Hours	L1,L2,L3
<b>Course outcomes:</b> After studying this course, students will be able to: <ol style="list-style-type: none"> <li>1. Acquires capability to design sewer and Sewerage treatment plant.</li> <li>2. Evaluate degree of treatment and type of treatment for disposal, reuse and recycle.</li> <li>3. Identify waste streams and design the industrial waste water treatment plant.</li> <li>4. Manage sewage and industrial effluent issues.</li> </ol>			

**Program Objectives:**

Engineering knowledge  
Problem analysis  
Interpretation of data

**Question paper pattern:**

The question paper will have 5 modules comprising of ten questions. Each full question carrying 16 marks  
There will be two full questions (with a maximum of three subdivisions, if necessary) from each module.  
Each full question shall cover the topics as a module

The students shall answer five full questions, selecting one full question from each module. If more than one question is answered in modules, best answer will be considered for the award of marks limiting one full question answer in each module.

**Text Books:**

1. Metcalf and Eddy, "Wastewater Engineering - Collection, Treatment, Disposal and Reuse", McGraw Hill Pub.Co., 2009.
2. Nelson Leonard Nemerow, "Industrial Waste Treatment", Butterworth-Heinemann, 2007.
3. Patwardhan A.D, "Industrial Waste Water Treatment", PHI Learning Private Limited-New Delhi
4. Hammer, M.J. and Hammer, M.J., "Water and Wastewater Technology", 7th Ed., Prentice Hall of India

**Reference Books:**

1. Manual on Waste Water Treatment : CPHEEO, Ministry of Urban Development, New Delhi.
2. Fair, Geyer and Okun , "Water and Wastewater Engineering" Vol-II, John Willey Publishers, New York.

  
H.D.D.  
Dept. of Civil Engineering  
Alva's Institute of Engg. & Technology  
Mijar, Moodbidri - 574 225



Course Title: Design of RCC and Steel Structures As per Choice Based Credit System (CBCS) scheme] SEMESTER:VII			
Subject Code	15CV72	IA Marks	20
Number of Lecture Hours/Week	04	Exam Marks	80
Total Number of Lecture Hours	50	Exam Hours	03
CREDITS -04		Total Marks- 100	
<b>Course objectives:</b> This course will enable students to			
1. Provide basic knowledge in the areas of limit state method and concept of design of RC and Steel structures			
2. Identify, formulate and solve engineering problems in RC and Steel Structures			
3. Give procedural knowledge to design a system, component or process as per needs and specifications of RC Structures like Retaining wall, Footing, Water tanks, Portal Frames and Steel Structures like Roof Truss, Plate Girder and Gantry Girder.			
4. Imbibe the culture of professional and ethical responsibilities by following codal provisions in the analysis, design of RC and Steel Structures.			
5. Provide factual knowledge on analysis and design of RC Structural elements, who can participate and succeed in competitive examinations.			
Modules		Teaching Hours	Revised Bloom's Taxonomy (RBT) Level
<b>Module -1</b>			
Footings: Design of rectangular slab type combined footing. Retaining Walls: Design of cantilever Retaining wall and counter fort retaining wall. Water Tanks: Design of circular water tanks resting on ground (Rigid and Flexible base). Design of rectangular water tanks resting on ground. <b>As per IS: 3370 (Part IV)</b> Design of portal frames with fixed and hinged based supports.		25 hours	L1,L2,L3
<b>Module -2</b>			
Roof Truss: Design of roof truss for different cases of loading, forces in members to given. Plate Girder: Design of welded plate girder with intermediate stiffener, bearing stiffener and necessary checks Gantry Girder: Design of gantry girder with all necessary checks		25 Hours	L1,L2,L3
<b>Course Outcomes:</b> After studying this course, students will be able to: Students will acquire the basic knowledge in design of RCC and Steel Structures. Students will have the ability to follow design procedures as per codal provisions and skills to arrive at structurally safe RC and Steel members.			
<b>Program Objectives:</b> Engineering knowledge Problem analysis Interpretation of data			
<b>Question Paper Pattern:</b> Two questions shall be asked from each module. There can be maximum of three subdivisions in each question, if necessary. One full question should be answered from each module. Each question carries 40 marks. Code books – IS 456, IS 800, IS 3370 (Part IV), SP (6) – Steel Tables, shall be referred for designing The above charts shall be provided during examinations			
<b>Text Books:</b> 1. N Krishna Raju, "Structural Design and Drawing of Reinforced Concrete and Steel", University Press 2. Subramanian N, "Design of Steel Structures", Oxford university Press, New Delhi 3. K S Duggal, "Design of Steel Structures", Tata McGraw Hill, New Delhi			
<b>Reference Books:</b> 1. Charles E Salman, Johnson & Mathas, "Steel Structure Design and Behaviour", Pearson Publications 2. Nether Cot, et.al, "Behaviour and Design of Steel Structures to EC -III", CRC Press 3. P C Verghese, "Limit State Design of Reinforced Concrete", PHI Publications, New Delhi 4. S N Sinha, "Reinforced Concrete Design", McGraw Hill Publication			

  
 H.O.D.  
 Dept. of Civil Engineering  
 Alva's Institute of Engg. & Technology  
 Mijar, Moodbidri - 574 225



**Course Title: Hydrology and Irrigation Engineering**

[As per Choice Based Credit System (CBCS) scheme]

**SEMESTER:VII**

Subject Code	15CV73	IA Marks	20
Number of Lecture Hours/Week	04	Exam Marks	80
Total Number of Lecture Hours	50	Exam Hours	03
<b>CREDITS – 04</b>		<b>Total Marks-100</b>	

**Course Objectives:** This course will enable students to;

1. Understand the concept of hydrology and components of hydrologic cycle such as precipitation, infiltration, evaporation and transpiration.
2. Quantify runoff and use concept of unit hydrograph.
3. Demonstrate different methods of irrigation, methods of application of water and irrigation procedure.
4. Design canals and canal network based on the water requirement of various crops.
5. Determine the reservoir capacity.

Modules	Teaching Hours	Revised Bloom's Taxonomy (RBT) Level
<b>Module -1</b>		
<b>Hydrology:</b> Introduction, Importance of hydrology, Global and Indian water availability, Practical application of hydrology, Hydrologic cycle (Horton's) qualitative and engineering representation. <b>Precipitation:</b> Definition, Forms and types of precipitation, measurement of rain fall using Symon's and Syphon type of rain gauges, optimum number of rain gauge stations, consistency of rainfall data (double mass curve method), computation of mean rainfall, estimation of missing data, presentation of precipitation data, moving average curve, mass curve, rainfall hyetographs.	10 hours	L2, L3
<b>Module -2</b>		
<b>Losses: Evaporation:</b> Introduction, Process, factors affecting evaporation, measurement using IS class-A Pan, estimation using empirical formulae (Meyer's and Rohwer's equations) Reservoir evaporation and control <b>Evapo-transpiration:</b> Introduction, Consumptive use, AET, PET, Factors affecting, Measurement, Estimation by Blaney-Criddle equation, <b>Infiltration:</b> Introduction, factors affecting infiltration capacity, measurement by double ring infiltrometer, Horton's infiltration equation, infiltration indices.	10 Hours	L2, L3
<b>Module -3</b>		
<b>Runoff:</b> Definition, concept of catchment, factors affecting runoff, rainfall – runoff relationship using regression analysis. <b>Hydrographs:</b> Definition, components of hydrograph, base flow separation, unit hydrograph, assumption, application and limitations, derivation from simple storm hydrographs, S curve and its computations, Conversion of UH of different durations	10 Hours	L2, L4



<b>Module -4</b>		
<b>Irrigation:</b> Definition. Benefits and ill effects of irrigation. System of irrigation: surface and ground water, flow irrigation, lift irrigation, Bandhara irrigation. <b>Water Requirements of Crops:</b> Duty, delta and base period, relationship between them, factors affecting duty of water crops and crop seasons in India, irrigation efficiency, frequency of irrigation.	10 Hours	L2, L4
<b>Module -5</b>		
<b>Canals:</b> Types of canals. Alignment of canals. Definition of gross command area, cultural command area, intensity of irrigation, time factor, crop factor. Unlined and lined canals. Standard sections. Design of canals by Lacey's and Kennedy's method. <b>Reservoirs:</b> Definition, investigation for reservoir site, storage zones determination of storage capacity using mass curves, economical height of dam.	10 Hours	L2, L4
<b>Course outcomes:</b> After studying this course, students will be able to: <ol style="list-style-type: none"> <li>1. Understand the importance of hydrology and its components.</li> <li>2. Measure precipitation and analyze the data and analyze the losses in precipitation.</li> <li>3. Estimate runoff and develop unit hydrographs.</li> <li>4. Find the benefits and ill-effects of irrigation.</li> <li>5. Find the quantity of irrigation water and frequency of irrigation for various crops.</li> <li>6. Find the canal capacity, design the canal and compute the reservoir capacity.</li> </ol>		
<b>Program Objectives:</b> <p>Engineering knowledge</p> <p>Problem analysis</p> <p>Interpretation of data</p>		
<b>Question paper pattern:</b> <p>The question paper will have 5 modules comprising of ten questions. Each full question carrying 16 marks</p> <p>There will be two full questions (with a maximum of three subdivisions, if necessary) from each module.</p> <p>Each full question shall cover the topics as a module</p> <p>The students shall answer five full questions, selecting one full question from each module. If more than one question is answered in modules, best answer will be considered for the award of marks limiting one full question answer in each module.</p>		
<b>Text Books:</b> <ol style="list-style-type: none"> <li>1) K. Subramanya, "Engineering Hydrology", Tata McGraw Hill Publishers, New Delhi.</li> <li>2) Jayarami Reddy, "A Text Book of Hydrology", Lakshmi Publications, New Delhi.</li> <li>3) Punmia and LalPandey, "Irrigation and Water Power Engineering" Lakshmi Publications, New Delhi.</li> </ol>		
<b>Reference Books:</b> <ol style="list-style-type: none"> <li>1) H.M. Raghunath, "Hydrology", Wiley Eastern Publication, New Delhi.</li> <li>2) Sharma R.K., "Irrigation Engineering and Hydraulics", Oxford &amp; IBH Publishing Co., New Delhi.</li> <li>3) VenTe Chow, "Applied Hydrology", Tata McGraw Hill Publishers, New Delhi.</li> <li>4) Modi P.N "Water Resources and Water Power Engineering"-. Standard book house, Delhi.</li> <li>3) Garg S.K, "Irrigation Engineering and Hydraulic Structures" Khanna publications, New Delhi.</li> </ol>		

  
 H.O.D.  
 Dept. of Civil Engineering  
 Alva's Institute of Engg. & Technology  
 Mijar, Moodbidri - 574 225



Course Title: Design Concept of Building Services As per Choice Based Credit System (CBCS) scheme] SEMESTER:VII			
Subject Code	15CV743	IA Marks	20
Number of Lecture Hours/Week	03	Exam Marks	80
Total Number of Lecture Hours	40	Exam Hours	03
CREDITS –03		Total Marks- 100	
Course Objectives: This course will enable students to			
1. learn the importance of sanitation, domestic water supply, plumbing and fire services			
2. Understand the concepts of heat, ventilation and air conditioning			
3. Develop technical and practical knowledge in Building Services.			
Modules	Teaching Hours	Revised Bloom's Taxonomy (RBT) Level	
Module -1			
Water Supply, Drainage and Solid Waste Disposal: Water requirements for different types of buildings, simple method of removal of impurities, water saving practices and their potential Service connection from mains, sump and storage tank, types and sizes of pipes, special installation in multistoried buildings. Material, types of fixtures and fitting for a contemporary bathroom– taps –quarter turn, half turn, ceramic, foam flow etc, hot water mixer, hand shower Rainwater harvesting to include roof top harvesting, type of spouts, sizes of rainwater pipes and typical detail of a water harvesting pit  Principles of drainage, surface drainage, shape and sizes of drains and sewers, storm water over flow chambers, methods of laying and construction of sewers  Approaches for solid waste management, Solid wastes collection and removal from buildings. On-site processing and disposal methods	8 hours	L1,L2	
Module -2			
Heat Ventilation and Air Conditioning (HVAC): Behaviour of heat propagation, thermal insulating materials and their co-efficient of thermal conductivity. General methods of thermal insulation: Thermal insulation of roofs, exposed walls. Ventilation: Definition and necessity, system of ventilation. Principles of air conditioning, Air cooling, Different systems of ducting and distribution, Essentials of air-conditioning system.	8 Hours	L1,L2	
Module -3			
Electrical and Fire Fighting Services: Electrical systems, Basics of electricity, single/Three phase supply, protective devices in electrical installation, Earthing for safety, Types of earthing, ISI Specifications. Electrical installations in buildings, Types of wires, Wiring systems and their choice , planning electrical wiring for building, Main and distribution boards, Principles of illumination,  Classification of buildings based on occupancy, causes of fire and spread of fire, Standard fire, Fire fighting, protection and fire resistance, Firefighting equipment and different methods of fighting fire., means of escape, alarms, etc., Combustibility of materials, Structural elements and fire resistance, Fire escape routes and elements, planning and design. Wet risers, dry risers, sprinklers, heat detector, smoke detectors, fire dampers, fire doors, etc. Provisions of NBC.	8 Hours	L1,L2,L3	
Module -4			
Plumbing and Fire Fighting Layout of Simple Buildings: Application of above studies in preparing layout and details - Plumbing layout of residential and public buildings, Fire fighting layout, Reflected ceiling plan of smoke detectors / sprinklers, etc.	8 Hours	L2,L3	



<b>Module -5</b>		
<p><b>Engineering Services:</b> engineering services in a building as a system, Lifts, escalators, cold and hot water systems, waste water systems and electrical systems.</p> <p><b>Pumps and Machineries:</b> Reciprocating, Centrifugal, Deep well, Submersible, Automatic pumps, Sewerage pumps, Compressors, Vacuum pump – their selection, installation and maintenance – Hot water boilers – Classification and types of lifts, lift codes, rules structural provision: escalators, their uses, types and sizes, safety norms to be adopted – Social features required for physically handicapped and elderly, DC/AC motors, Generators,</p> <p><b>Building Maintenance:</b> Preventive and protective maintenance, Scheduled and contingency maintenance planning, M.I.S. for building maintenance. Maintenance standards. Economic maintenance decisions.</p>	8 Hours	L1,L2,L3
<p><b>Course Outcomes:</b> After studying this course, students will be able to:</p> <ol style="list-style-type: none"> <li>1. Describe the basics of house plumbing and waste water collection and disposal.</li> <li>2. Discuss the safety and guidelines with respect to fire safety.</li> <li>3. Describe the issues with respect to quantity of water, rain water harvesting and roof top harvesting.</li> <li>4. Understand and implement the requirements of thermal comfort in buildings</li> </ol>		
<p><b>Program Objectives:</b></p> <ul style="list-style-type: none"> <li>Engineering knowledge</li> <li>Problem analysis</li> <li>Interpretation of data</li> </ul>		
<p><b>Question paper pattern:</b></p> <p>The question paper will have 5 modules comprising of ten questions. Each full question carrying 16 marks There will be two full questions (with a maximum of three subdivisions, if necessary) from each module. Each full question shall cover the topics as a module</p> <p>The students shall answer five full questions, selecting one full question from each module. If more than one question is answered in modules, best answer will be considered for the award of marks limiting one full question answer in each module.</p>		
<p><b>REFERENCE BOOKS</b></p> <ol style="list-style-type: none"> <li>1. National Building Code</li> <li>2. Charangith shah, Water supply and sanitary engineering, Galgotia publishers.</li> <li>3. Kamala &amp; DL Kanth Rao, Environmental Engineering, Tata McGraw Hill publishing co. Ltd.</li> <li>4. Technical teachers Training Institute (Madras), Environmental Engineering, Tata McGraw Hill publishing Co. Ltd.</li> <li>5. M.David Egan, Concepts in Building Fire Safety.</li> <li>6. O.H.Koenigsberger, "Manual of Tropical Housing and Building", Longman Group United Kingdom</li> <li>7. V.K.Jain, Fire Safety In Building 2edition, New Age International Publishers</li> <li>8. E.G.Butcher, Smoke control in Fire-safety Design.</li> <li>9. E.R.Ambrose, Heat pumps and Electric Heating, John and Wiley and Sons Inc, New York</li> <li>10. Handbook for Building Engineers in Metric systems, NBC, New Delhi</li> </ol>		

  
 H.O.D.  
 Dept. of Civil Engineering  
 Alva's Institute of Engg. & Tech  
 Mijar, Moodbidri - 574 220

Course Title: Urban Transportation and Planning As per Choice Based Credit System (CBCS) scheme] SEMESTER:VII			
Subject Code	15CV751	IA Marks	20
Number of Lecture Hours/Week	03	Exam Marks	80
Total Number of Lecture Hours	40	Exam Hours	03
CREDITS -04		Total Marks- 100	
<b>Course Objectives:</b> This course will enable students to; 1. Understand and apply basic concepts and methods of urban transportation planning. 2. Apprise about the methods of designing, conducting and administering surveys to provide the data required for transportation planning. 3. Understand the process of developing an organized mathematical modelling approach to solve select urban transportation planning problem. 4. Excel in use of various types of models used for travel forecasting, prediction of future travel patterns.			
Modules		Teaching Hours	Revised Bloom's Taxonomy (RBT) Level
<b>Module -1</b>			
Urban transport planning: Urbanization, urban class groups, transportation problems and identification, impacts of transportation, urban transport system planning process, modeling techniques in planning. Urban mass transportation systems: urban transit problems, travel demand, types of transit systems, public, private, para-transit transport, mass and rapid transit systems, BRTS and Metro rails, capacity, merits and comparison of systems, coordination, types of coordination.		08 hours	L1,L2,L3
<b>Module -2</b>			
Data Collection And Inventories: Collection of data – Organisation of surveys and Analysis, Study Area, Zoning, Types and Sources of Data, Road Side Interviews, Home Interview Surveys, Commercial Vehicle Surveys, Sampling Techniques, Expansion Factors, Accuracy Checks, Use of Secondary Sources, Economic data – Income – Population – Employment – Vehicle Owner Ship.		08 Hours	L1,L2,l3
<b>Module -3</b>			
Trip Generation & Distribution: UTPS Approach, Trip Generation Analysis: Zonal Models, Category Analysis, Household Models, Trip Attraction models, Commercial Trip Rates; Trip Distribution by Growth Factor Methods. Problems on above		08 Hours	L3,L4
<b>Module -4</b>			
Trip Distribution: Gravity Models, Opportunity Models, Time Function Iteration Models. Travel demand modeling: gravity model, opportunity models, Desire line diagram. Modal split analysis. Problems on above		08 Hours	L2,L3,L4,L5
<b>Module -5</b>			
Traffic Assignment: Diversion Curves; Basic Elements of Transport Networks, Coding, Route Properties, Path Building Criteria, Skimming Tree, All-or-Nothing Assignment, Capacity Restraint Techniques, Reallocation of Assigned Volumes, 08 Hours			L2,L3,L4,L5
Equilibrium Assignment. Introduction to land use planning models, land use and transportation interaction.			
<b>Course outcomes:</b> After studying this course, students will be able to: 1. Design, conduct and administer surveys to provide the data required for transportation planning. 2. Supervise the process of data collection about travel behavior and analyze the data for use in transport planning. 3. Develop and calibrate modal split, trip generation rates for specific types of land use developments. 4. Adopt the steps that are necessary to complete a long-term transportation plan.			
<b>Program Objectives:</b> Engineering knowledge Problem analysis Interpretation of data			



**Question paper pattern:**

The question paper will have 5 modules comprising of ten questions. Each full question carrying 16 marks. There will be two full questions (with a maximum of three subdivisions, if necessary) from each module. Each full question shall cover the topics as a module.

The students shall answer five full questions, selecting one full question from each module. If more than one question is answered in modules, best answer will be considered for the award of marks limiting one full question answer in each module.

**Text Books:**

1. Kadiyali.L.R., 'Traffic Engineering and Transportation Planning', Khanna Publishers, New Delhi.
2. Hutchinson, B.G, 'Introduction to Urban System Planning', McGraw Hill.
3. Khisty C.J., 'Transportation Engineering – An Introduction' Prentice Hall.
4. Papacostas, 'Fundamentals of Transportation Planning', Tata McGraw Hill.

**Reference Books:**

1. Mayer M and Miller E, 'Urban Transportation Planning: A decision oriented Approach', McGraw Hill.
2. Bruton M.J., 'Introduction to Transportation Planning', Hutchinson of London.
3. Dicky, J.W., 'Metropolitan Transportation Planning', Tata McGraw Hill.

  
H.O.D.  
Dept. of Civil Engineering  
Alva's Institute of Engg. & Technology  
Mijar, Moodbidri - 574 225

**Course Title: Environmental Engineering Laboratory**  
**As per Choice Based Credit System (CBCS) scheme**  
**SEMESTER:VII**

Subject Code	15CVL76	IA Marks	20
Number of Lecture Hours/Week	11+2P	Exam Marks	80
Total Number of Lecture Hours	40	Exam Hours	03
<b>CREDITS –02</b>		<b>Total Marks- 100</b>	

**Course objectives:** This course will enable students,  
1. To learn different methods of water & waste water quality  
2. To conduct experiments to determine the concentrations of water and waste water  
3. To determine the degree and type of treatment  
4. To understand the environmental significance and application in environmental engineering practice

Experiments	Teaching Hours	Revised Bloom's Taxonomy (RBT) Level
1. Determination of pH, Acidity and Alkalinity	02 Class	L1,L2,L3
2. Determination of Calcium, Magnesium and Total Hardness.	02 Class	L1,L2,L3
3. Determination of Dissolved Oxygen. 4. Determination of BOD.	02 Class	L1,L2,L3
5. Determination of Chlorides	01 Class	L1,L2,L3
6. Determination of percentage of available chlorine in bleaching powder, Determination of Residual Chlorine	01 Class	L1,L2,L3
7. Determination of Solids in Sewage: I) Total Solids, II) Suspended Solids, III) Dissolved Solids, IV) Volatile Solids, Fixed Solids, V) Settle able Solids. 8. Determination of Turbidity by Nephelometer 9. Determination of Optimum Dosage of Alum using Jar test apparatus.	02 Class	L1,L2,L3
10. Determination of sodium and potassium using flame photometer.	01 Class	L1,L2,L3
11. Determination Nitrates by spectrophotometer. 12. Determination of Iron & Manganese.	01 Class	L1,L2,L3
13. Determination of COD.	Demonstration	L1,L2,L3
14. Air Quality Monitoring (Ambient, stack monitoring , Indoor air pollution)	Demonstration	L1,L2,L3
15. Determination of Sound by Sound level meter at different location	Demonstration	L1,L2,L3

**Course Outcomes:** After studying this course, students will be able to:  
1. Acquire capability to conduct experiments and estimate the concentration of different parameters.  
2. Compare the result with standards and discuss based on the purpose of analysis.  
3. Determine type of treatment, degree of treatment for water and waste water.  
4. Identify the parameter to be analyzed for the student project work in environmental stream.

**Program Objectives:**

1. Evaluation of the test results and assesses the impact on water and waste water treatment.
2. Train student to undertake student project work in 8<sup>th</sup> semester in the field of environmental engineering.

**Question paper pattern:**

Two experiments shall be asked from the above set  
One experiment to be conducted and for the other student should write detailed procedure.

**Reference Books:**

1. Lab Manual, ISO 14001 Environmental Management, Regulatory Standards for Drinking Water and Sewage disposal
2. Clair Sawyer and Perry McCarty and Gene Parkin, "Chemistry for Environmental Engineering and Science", McGraw-Hill Series in Civil and Environmental Engineering



Course Title: Computer Aided Detailing of Structures As per Choice Based Credit System (CBCS) scheme] SEMESTER:VII			
Subject Code	15CVL77	IA Marks	20
Number of Lecture Hours/Week	03 (1I+2D)	Exam Marks	80
Total Number of Lecture Hours	40	Exam Hours	03
CREDITS -02		Total Marks- 100	
Course objectives: This course will enable students to 1. Be aware of the Scale Factors, Sections of drawings, 2. Draft the detailing of RC and Steel Structural member.			
Modules		Teaching Hours	Revised Bloom's Taxonomy (RBT) Level
Module -1 Detailing of RCC Structures			
1. Beams – Simply supported, Cantilever and Continuous. 2. Slab – One way, Two way and One-way continuous. 3. Staircase – Doglegged 4. Cantilever Retaining wall 5. Counter Fort Retaining wall 6. Circular Water Tank, Rectangular Water Tank.		20 hours	L1,L2,L3
Module -2 Detailing of Steel Structures			
1. Connections – Beam to beam, Beam to Column by Bolted and Welded Connections. 2. Built-up Columns with lacings and battens 3. Column bases and Gusseted bases with bolted and welded connections. 4. Roof Truss – Welded and Bolted 5. Beams with Bolted and Welded 6. Gantry Girder		20 Hours	L1,L2,L3
Course outcomes: After studying this course, students will be able to: Prepare detailed working drawings			
Program Objectives: Engineering knowledge Problem analysis Interpretation of data			
Question paper pattern: Two questions shall be asked from each Module. One full question should be answered from each Module. Each question carries 40 marks.			
Text Books: 1. N Krishna Raju, "Structural Design and Drawing of Reinforced Concrete and Steel", University Press 2. Krishna Murthy, "Structural Design and Drawing – Concrete Structures", CBS Publishers, New Delhi			
Reference Books: 1. SP 34: Handbook on Concrete Reinforcement and Detailing, Bureau of Indian Standards 2. IS 13920:2016,Ductile Design And Detailing Of Reinforced Concrete Structures Subjected To Seismic Forces - Code Of Practice, Bureau of Indian Standard			

  
H.O.D.  
Dept. of Civil Engineering  
Alva's Institute of Engg. & Technology  
Mijar, Moodbidri - 574 225



Course Title: Quantity Surveying and Contracts Management			
As per Choice Based Credit System (CBCS) scheme			
SEMESTER:VIII			
Subject Code	15CV81	IA Marks	20
Number of Lecture Hours/Week	04	Exam Marks	80
Total Number of Lecture Hours	50	Exam Hours	03
CREDITS -04		Total Marks- 100	
Course objectives: This course will enable students to;			
1. Estimate the quantities of work, develop the bill of quantities and arrive at the Cost of civil engineering Project			
2. Understand and apply the concept of Valuation for Properties			
3. Understand, Apply and Create the Tender and Contract document.			
Modules	Teaching Hours	Revised Bloom's Taxonomy (RBT) Level	
Module -1			
Quantity Estimation for Building; study of various drawing attached with estimates, important terms, units of measurements, abstract, Types of estimates - Approximate, detailed, supplementary and revised, Estimation of building - Short wall and long wall method - centre line method. Estimate of R.C.C structures including Slab, beam, column , footings, with bar bending schedule.	10 hours	L2,L3	
Module -2			
Estimate of Steel truss, manhole and septic tanks. Quantity Estimation for Roads: Road estimation, earthwork fully in banking, cutting, partly cutting and partly Filling, Detailed estimate and cost analysis for roads.	10 Hours	L1,L2,L3	
Module -3			
Specification for Civil Engineering Works: Objective of writing specifications essentials in specifications, general and detail specifications of different items of works in buildings, Analysis of Rates : Factors Affecting Cost of Civil Works , Concept of Direct Cost , Indirect Cost and Project Cost Rate analysis and preparation of bills, Data analysis of rates for various items of Works, Sub-structure components, Rate analysis for R.C.C. slabs, columns and beams.	10 Hours	L1,L2,L3	
Module-4			
Contract Management-Tender and its Process: Invitation to tender, Prequalification, administrative approval & Technical sanction. Bid submission and Evaluation process. Contract Formulation: covering Award of contract, letter of intent, letter of acceptance and notice to proceed. Features / elements of standard Tender document (source: PWD / CPWD / International Competitive Bidding – NHAI / NHEPC / NPC). Law of Contract as per Indian Contract act 1872 , Types of Contract, Entire contract, Lump sum contract, Item rate, % rate, Cost plus with Target, Labour, EPC and BOT, Sub Contracting. Contract Forms : FIDIC contract Forms , CPWD , NHAI , NTPC , NHEPC	10 Hours	L1,L2,L3	
Module -5			
Contract Management-Post award :Basic understanding on definitions, Performance security, Mobilization and equipment advances, Secured Advance, Suspension of work, Time limit for completion, Liquidated damages and bonus, measurement and payment, additions and alterations or variations and deviations, breach of contract, Escalation, settlement of account or final payment, claims, Delay's and Compensation, Disputes & its resolution mechanism, Contract management and administration Valuation: Definitions of terms used in valuation process, Cost, Estimate, Value and its relationship, Capitalized value. Concept of supply and demand in respect to properties ( land , building , facilities''), freehold and lease hold , Sinking fund, depreciation-methods of estimating depreciation, Outgoings, Processand methods of valuation : Rent fixation, valuation for mortgage, valuation of land.	10 Hours	L1,L2,L3	



**Course outcomes:** After studying this course, students will be able to:

1. Prepare detailed and abstract estimates for roads and building.
2. Prepare valuation reports of buildings.
3. Interpret Contract document's of domestic and international construction works

**Program Objectives:**

Engineering knowledge  
Problem analysis  
Interpretation of data

**Question paper pattern:**

The question paper will have 5 modules comprising of ten questions. Each full question carrying 16 marks  
There will be two full questions (with a maximum of three subdivisions, if necessary) from each module.  
Each full question shall cover the topics as a module


The students shall answer five full questions, selecting one full question from each module. If more than one question is answered in modules, best answer will be considered for the award of marks limiting one full question answer in each module.

**Text Books:**

1. Datta B.N., "Estimating and costing", UBSPD Publishing House, New Delhi
2. B.S. Patil, "Civil Engineering Contracts and Estimates", Universities Press
3. M. Chakraborti; "Estimation, Costing and Specifications", Laxmi Publications
4. MORTH Specification for Roads and Bridge Works – IRC New Delhi

**Reference Books:**

1. Kohli D.D and Kohli R.C, " Estimating and Costing", 12 th Edition, S.Chand Publishers, 2014.
2. Vazirani V.N and Chandola S.P, " Estimating and costing", Khanna Publishers, 2015.
3. Rangwala, C. "Estimating, Costing and Valuation", Charotar Publishing House Pvt. Ltd., 2015.
4. Duncan Cartlidge , "Quantity Surveyor's Pocket Book", Routledge Publishers, 2012.
5. Martin Brook, "Estimating and Tendering for Construction Work", A Butterworth-Heinemann publishers, 2008.
6. Robert L Peurifoy , Garold D. Oberlender , " Estimating Construction Costs" – 5ed , Tata McGraw-Hill , New Delhi
7. David Pratt , " Fundamentals of Construction Estimating" – 3ed ,
8. PWD Data Book , CPWD Schedule of Rates (SoR). and NH SoR – Karnataka
9. FIDIC Contract forms
10. B.S. Ramaswamy " Contracts and their Management" 3ed , Lexis Nexis ( a division of Reed Elsevier India Pvt Ltd)

  
H.O.D.  
Dept. of Civil Engineering  
Alva's Institute of Engg. & Technology  
Mijar, Moodbidri - 574 225

Course Title: Design of Pre Stressed Concrete Elements As per Choice Based Credit System (CBCS) scheme] SEMESTER:VIII			
Subject Code	15CV82	IA Marks	20
Number of Lecture Hours/Week	04	Exam Marks	80
Total Number of Lecture Hours	50	Exam Hours	03
CREDITS -04		Total Marks- 100	
Course objectives: This course will enable students to learn Design of Pre Stressed Concrete Elements			
Modules		Teaching Hours	Revised Bloom's Taxonomy (RBT) Level
Module -1			
Introduction and Analysis of Members: Concept of Prestressing - Types of Prestressing - Advantages - Limitations -Prestressing systems - Anchoring devices - Materials - Mechanical Properties of high strength concrete - high strength steel - Stress-Strain curve for High strength concrete. Analysis of members at transfer - Stress concept - Comparison of behavior of reinforced concrete and prestressed concrete - Force concept - Load balancing concept - Kern point -Pressure line.		10 hours	L1,L2
Module -2			
Losses in Prestress, Loss of Prestress due to Elastic shortening, Friction, Anchorage slip, Creep of concrete, Shrinkage of concrete and Relaxation of steel - Total Loss. Deflection and Crack Width Calculations of Deflection due to gravity loads - Deflection due to prestressing force -Total deflection - Limits of deflection - Limits of span-to-effective depth ratio -Calculation of Crack Width - Limits of crack width.		10 Hours	L1,L2
Module -3			
Design of Sections for Flexure: Analysis of members at ultimate strength - Preliminary Design - Final Design for Type Imembers		10 Hours	L1,L2,L3
Module -4			
Design for Shear: Analysis for shear - Components of shear resistance - Modes of Failure - Limit State of collapse for shear - Design of transverse reinforcement.		10 Hours	L1,L2,L3
Module -5			
Anchorage zone stresses and design of anchorages. Composite Sections: Types of composite construction - Analysis of composite sections - Deflection -Flexural and shear strength of composite sections.		10 Hours	L1,L2,L3
Course outcomes: After studying this course, students will be able to: 1. Understand the requirement of PSC members for present scenario. 2. Analyse the stresses encountered in PSC element during transfer and at working. 3. Understand the effectiveness of the design of PSC after studying losses 4. Capable of analyzing the PSC element and finding its efficiency. 5. Design PSC beam for different requirements.			
Program Objectives: Engineering knowledge Problem analysis Interpretation of data			
Question paper pattern: The question paper will have 5 modules comprising of ten questions. Each full question carrying 16 marks There will be two full questions (with a maximum of three subdivisions, if necessary) from each module. Each full question shall cover the topics as a module The students shall answer five full questions, selecting one full question from each module. If more than one question is answered in modules, best answer will be considered for the award of marks limiting one full question answer in each module.			



**Text Books:**

1. Krishna Raju, N. "Prestressed Concrete", Tata McGraw Hill Publishing Company, New Delhi 2006
2. Krishna Raju. N., "Pre-stressed Concrete - Problems and Solutions", CBS Publishers and Distributors, Pvt.Ltd., New Delhi.
3. Rajagopalan N, "Pre - stressed Concrete", Narosa Publishing House, New Delhi

**Reference Books:**

1. Praveen Nagarajan, "Advanced Concrete Design", Person
2. P. Dayaratnam, "Prestressed Concrete Structures", Oxford & IBH-Pubs Company, Delhi, 5th Edition
3. Lin T Y and Burns N H, 'Design of Pre - stressed Concrete Structures' , John Wiley and Sons, New York
4. Pundit G S and Gupta S P, "Pre - stressed Concrete", C B S Publishers, New Delhi
5. IS: 1343: Indian Standard code of practice for Prestressed concrete, BIS, New Delhi.
6. IS: 3370-Indian Standard code of practice for concrete structures for storage of liquids, BIS, New Delhi

  
H.O.D.  
Dept. of Civil Engineering  
Alva's Institute of Engg. & Technology  
Mijar, Moodbidri - 574 225

**Course Title: Hydraulic Structures**  
[As per Choice Based Credit System (CBCS) scheme]  
**SEMESTER:VIII**

Subject Code	15CV832	IA Marks	20
Number of Lecture Hours/Week	03	Exam Marks	80
Total Number of Lecture Hours	40	Exam Hours	03
CREDITS – 03		Total Marks-100	
<b>Course objectives:</b> This course will enable students to;			
1. Analyze and design gravity dams.			
2. Find the cross-section of earth dam and estimate the seepage loss.			
3. Design spillways and aprons for diversion works.			
4. Design CD works and chose appropriate canal regulation works.			
Modules	Teaching Hours	Revised Taxonomy Level	Bloom's (RBT)
<b>Module -1</b>			
<b>Gravity Dams:</b> Introduction, forces acting on dam, cause of failure, design principles, principal and shear stresses. Elementary profile and practical profile of a gravity dam. Drainage galleries.	10 hours	L2, L3	
<b>Module -2</b>			
<b>Earth Dams:</b> Introduction, causes of failure of earth dams, preliminary section, Determination of parametric line by Casagrande's method. Estimation of seepage.	7 Hours	L2, L3	
<b>Module -3</b>			
<b>Spillways:</b> Types, Design of Ogee spillway, Upstream and downstream profiles, Energy dissipation devices. <b>Diversion Headworks:</b> Design of aprons- Bligh's and Koshla's theory, Simple Problems	10 Hours	L2, L3, L4	
<b>Module -4</b>			
<b>Cross Drainage Works:</b> Introduction, Type of C.D works, Design considerations for C.D works. Transition formula design of protection works, Design of only aqueduct.	7 Hours	L2, L3	
<b>Module -5</b>			
<b>Canal Regulation Works:</b> Introduction, Function of a regulator. <b>Canal falls:</b> Necessity and types. <b>Canal outlets:</b> Necessity and types.	6 Hours	L2, L3	



**Course outcomes:** After studying this course, students will be able to:

1. Check the stability of gravity dams and design the dam.
2. Estimate the quantity of seepage through earth dams.
3. Design spillways and aprons for various diversion works.
4. Select particular type of canal regulation work for canal network.

**Program Objectives:**

Engineering knowledge

Problem analysis

Interpretation of data

**Question paper pattern:**

The question paper will have 5 modules comprising of ten questions. Each full question carrying 16 marks

The questions of one 16 marks can be set, wherever required.

There will be two full questions (with a maximum of three subdivisions) from each module.

Each full question shall cover the topics as a module

The students shall answer five full questions, selecting one full question from each module. If more than one question is answered in modules, best answer will be considered for the award of marks limiting one full question answer in each module.

**Text Books:**

1. S. K. Garg, "Irrigation Engineering and Hydraulic Structures", Khanna Publishers, New Delhi.
2. Punmia and Pandey Lal, "Irrigation and Water Power Engineering" Lakshmi Publications, New Delhi.
3. K. R. Arora. "Irrigation, Water Power and Water Resources Engineering" Standard Publications, New Delhi.

**Reference Books:**

1. R. K. Sharma, "Text Book of Irrigation Engineering and Hydraulic Structures", Oxford and IBH, New Delhi.
2. P. N. Modi, "Irrigation, Water Resources and Water Power", Standard Book House, New Delhi.

  
H.O.D.  
Dept. of Civil Engineering  
Alva's Institute of Engg. & Technology  
Mijar, Moodbidri - 574 225

<b>Course Title: Internship /Professional Practice</b> As per Choice Based Credit System (CBCS) scheme] <b>SEMESTER:VIII</b>			
Subject Code	15CV84	IA Marks	50
Number of Lecture Hours/Week	Industry Oriented	Exam Marks	50
Total Number of Lecture Hours	Industry Oriented	Exam Hours	03
<b>CREDITS -02</b>		<b>Total Marks- 100</b>	
<b>Course objectives:</b> This course will enable students to get the field exposure and experience			
<b>Note: Internship /Professional Practice:</b>			
<ol style="list-style-type: none"> <li>1. This shall be carried out by students in industry set-up related to the construction/ materials testing laboratories/research organizations/project management consulting firms/QS and QA organizations/ planning and design offices/Professional organisations like ACCE/ICI/INSTRUCT/RMCMA/QCI, PMI, CIDC etc. and other avenues related to the civil engineering domain in consultation and approval of internship guide/HOD /internship committees of the institutions.</li> <li>2. The professional certification programs like ACCE(I)- SMP, ICI-BMTPC certifications, NSTRUCT-certifications, CIDC certifications, RMC-QCI's RMCPSC Certification Programs, RMCMA-NRMCA'S Concrete Technologist India(CTI) programs and such similar programs by professional bodies with adequate industry exposures at sites/RMC plants can be considered as Internship /Professional Practice with due approvals from the guide/HOD /internship committees of the institutions</li> <li>3. The industry/organisation should issue certificates of internship offer and its completion. The offer letter should clearly have the nature of work to be done by the student and the supervisor's name and duration of internship.</li> <li>4. The student shall make a midterm and final presentation of the activities undertaken during the first 6 weeks and at the end of 12th week of internship respectively, to a panel comprising internship guide, a senior faculty from the department and head of the department. Each student should submit the internship report at the end of semester with internship certificate.</li> <li>5. Viva-Voce examination shall be conducted by a panel of examiners consisting of internship supervisor from industry or industry professional approved by university and internship guide from the institute.</li> <li>6. The College shall facilitate and monitor the student internship program.</li> <li>7. The internship should be completed during vacation after VI and VII semesters.</li> </ol>			

  
H.O.D.  
Dept. of Civil Engineering  
Alva's Institute of Engg. & Technology  
Mijar, Moodbidri - 574 225