

<p align="center">B.E.(Common to all Programmes) Outcome Based Education (OBE) and Choice Based Credit System (CBCS) SEMESTER - III</p>			
<p align="center">TRANSFORM CALCULUS, FOURIER SERIES AND NUMERICAL TECHNIQUES (Common to all Programmes)</p>			
Course Code	18MAT31	CIE Marks	40
Teaching Hours/Week (L: T:P)	(2:2:0)	SEE Marks	60
Credits	03	Exam Hours	03
Course Learning Objectives: <ul style="list-style-type: none"> To have an insight into Fourier series, Fourier transforms, Laplace transforms, Difference equations and Z-transforms. To develop the proficiency in variational calculus and solving ODE's arising in engineering applications, using numerical methods. 			
Module-1			
Laplace Transform: Definition and Laplace transforms of elementary functions (statements only). Laplace transforms of Periodic functions (statement only) and unit-step function – problems. Inverse Laplace Transform: Definition and problems, Convolution theorem to find the inverse Laplace transforms (without Proof) and problems. Solution of linear differential equations using Laplace transforms.			
Module-2			
Fourier Series: Periodic functions, Dirichlet's condition. Fourier series of periodic functions period 2π and arbitrary period. Half range Fourier series. Practical harmonic analysis.			
Module-3			
Fourier Transforms: Infinite Fourier transforms, Fourier sine and cosine transforms. Inverse Fourier transforms. Problems. Difference Equations and Z-Transforms: Difference equations, basic definition, z-transform-definition, Standard z-transforms, Damping and shifting rules, initial value and final value theorems (without proof) and problems, Inverse z-transform and applications to solve difference equations.			
Module-4			
Numerical Solutions of Ordinary Differential Equations(ODE's): Numerical solution of ODE's of first order and first degree- Taylor's series method, Modified Euler's method. Runge - Kutta method of fourth order, Milne's and Adam-Bashforth predictor and corrector method (No derivations of formulae)-Problems.			
Module-5			
Numerical Solution of Second Order ODE's: Runge-Kutta method and Milne's predictor and corrector method. (No derivations of formulae). Calculus of Variations: Variation of function and functional, variational problems, Euler's equation, Geodesics, hanging chain, problems.			
Course outcomes: At the end of the course the student will be able to: <ul style="list-style-type: none"> CO1: Use Laplace transform and inverse Laplace transform in solving differential/ integral equation arising in network analysis, control systems and other fields of engineering. CO2: Demonstrate Fourier series to study the behaviour of periodic functions and their applications in system communications, digital signal processing and field theory. CO3: Make use of Fourier transform and Z-transform to illustrate discrete/continuous function arising in wave and heat propagation, signals and systems. CO4: Solve first and second order ordinary differential equations arising in engineering problems using single step and multistep numerical methods. CO5: Determine the externals of functional using calculus of variations and solve problems arising in dynamics of rigid bodies and vibrational analysis. 			

Question paper pattern:

- The question paper will have ten full questions carrying equal marks.
- Each full question will be for 20 marks.
- There will be two full questions (with a maximum of four sub- questions) from each module.
- Each full question will have sub- question covering all the topics under a module.
- The students will have to answer five full questions, selecting one full question from each module.

Sl No	Title of the Book	Name of the Author/s	Name of the Publisher	Edition and Year
Textbooks				
1	Advanced Engineering Mathematics	E. Kreyszig	John Wiley & Sons	10 th Edition, 2016
2	Higher Engineering Mathematics	B. S. Grewal	Khanna Publishers	44 th Edition, 2017
3	Engineering Mathematics	Srimanta Pal et al	Oxford University Press	3 rd Edition, 2016
Reference Books				
1	Advanced Engineering Mathematics	C. Ray Wylie, Louis C. Barrett	McGraw-Hill Book Co	6 th Edition, 1995
2	Introductory Methods of Numerical Analysis	S. S. Sastry	Prentice Hall of India	4 th Edition 2010
3	Higher Engineering Mathematics	B.V. Ramana	McGraw-Hill	11 th Edition, 2010
4	A Textbook of Engineering Mathematics	N. P. Bali and Manish Goyal	Laxmi Publications	6 th Edition, 2014
5	Advanced Engineering Mathematics	Chandrika Prasad and Reena Garg	Khanna Publishing,	2018
Web links and Video Lectures:				
1. http://nptel.ac.in/courses.php?disciplineID=111				
2. http://www.class-central.com/subject/math(MOOCs)				
3. http://academicearth.org/				
4. VTU EDUSAT PROGRAMME - 20				

H.O.D.
Dept. of Civil Engineering
Aiva's Institute of Engg. & Technology
Mijar, Moodbidri - 574 225

B. E. CIVIL ENGINEERING Choice Based Credit System (CBCS) and Outcome Based Education (OBE) SEMESTER - III			
STRENGTH OF MATERIALS			
Course Code	18CV32	CIE Marks	40
Teaching Hours/Week (L:T:P)	(3:2:0)	SEE Marks	60
Credits	04	Exam Hours	03
Course Learning Objectives: This course will enable students <ol style="list-style-type: none"> 1. To understand the basic concepts of the stresses and strains for different materials and strength of structural elements. 2. To know the development of internal forces and resistance mechanism for one dimensional and two-dimensional structural elements. 3. To analyse and understand different internal forces and stresses induced due to representative loads on structural elements. 4. To determine slope and deflections of beams. 5. To evaluate the behaviour of torsion members, columns and struts. 			
Module-1			
Simple Stresses and Strain: Introduction, Definition and concept and of stress and strain. Hooke's law, Stress-Strain diagrams for ferrous and non-ferrous materials, factor of safety, Elongation of tapering bars of circular and rectangular cross sections, Elongation due to self-weight. Saint Venant's principle, Compound bars, Temperature stresses, Compound section subjected to temperature stresses, state of simple shear, Elastic constants and their relationship.			
Module-2			
Compound Stresses: Introduction, state of stress at a point, General two dimensional stress system, Principal stresses and principal planes. Mohr's circle of stresses. Theory of failures: Max. Shear stress theory and Max. principal stress theory. Thin and Thick Cylinders: Introduction, Thin cylinders subjected to internal pressure; Hoop stresses, Longitudinal stress and change in volume. Thick cylinders subjected to both internal and external pressure; Lamé's equation, radial and hoop stress distribution.			
Module-3			
Shear Force and Bending Moment in Beams: Introduction to types of beams, supports and loadings. Definition of bending moment and shear force, Sign conventions, relationship between load intensity, bending moment and shear force. Shear force and bending moment diagrams for statically determinate beams subjected to point load, uniformly distributed loads, uniformly varying loads, couple and their combinations.			
Module-4			
Bending and Shear Stresses in Beams: Introduction, pure bending theory, Assumptions, derivation of bending equation, modulus of rupture, section modulus, flexural rigidity. Expression for transverse shear stress in beams, Bending and shear stress distribution diagrams for circular, rectangular, 'I', and 'T' sections. Shear centre (only concept). Torsion in Circular Shaft: Introduction, pure torsion, Assumptions, derivation of torsion equation for circular shafts, torsional rigidity and polar modulus Power transmitted by a shaft.			
Module-5			
Deflection of Beams: Definition of slope, Deflection and curvature, Sign conventions, Derivation of moment-curvature equation. Double integration method and Macaulay's method: Slope and deflection for standard loading cases and for determinate prismatic beams subjected to point loads, UDL, UVL and couple. Columns and Struts: Introduction, short and long columns. Euler's theory; Assumptions, Derivation for Euler's Buckling load for different end conditions, Limitations of Euler's theory. Rankine-Gordon's formula for columns.			

Course outcomes: After studying this course, students will be able;

1. To evaluate the basic concepts of the stresses and strains for different materials and strength of structural elements.
2. To evaluate the development of internal forces and resistance mechanism for one dimensional and two dimensional structural elements.
3. To analyse different internal forces and stresses induced due to representative loads on structural elements.
4. To evaluate slope and deflections of beams.
5. To evaluate the behaviour of torsion members, columns and struts.

Question paper pattern:

- The question paper will have ten full questions carrying equal marks.
- Each full question will be for 20 marks.
- There will be two full questions (with a maximum of four sub- questions) from each module.
- Each full question will have sub- question covering all the topics under a module.
- The students will have to answer five full questions, selecting one full question from each module.

Textbooks:

1. B.S. Basavarajaiah, P. Mahadevappa "Strength of Materials" in SI Units, University Press (India) Pvt. Ltd., 3rd Edition, 2010
2. Ferdinand P. Beer, E. Russell Johnston and Jr. John T. De Wolf "Mechanics of Materials", Tata McGraw-Hill, Third Edition, SI Units

Reference Books:

1. D.H. Young, S.P. Timoshenko "Elements of Strength of Materials" East West Press Pvt. Ltd., 5th Edition (Reprint 2014).
2. R K Bansal, "A Textbook of Strength of Materials", 4th Edition, Laxmi Publications, 2010.
3. S.S. Rattan "Strength of Materials" McGraw Hill Education (India) Pvt. Ltd., 2nd Edition (Sixth reprint 2013).
4. Vazirani, V N, Ratwani M M. and S K Duggal "Analysis of Structures Vol. I", 17th Edition, Khanna Publishers, New Delhi.


H.O.D.
Dept. of Civil Engineering
Alva's Institute of Engg. & Technology
Mijar, Moodbidri - 574 225

<p align="center">B. E. CIVIL ENGINEERING Choice Based Credit System (CBCS) and Outcome Based Education (OBE) SEMESTER - III</p>			
FLUIDS MECHANICS			
Course Code	18CV33	CIE Marks	40
Teaching Hours/Week(L:T:P)	(3:0:0)	SEE Marks	60
Credits	03	Exam Hours	03
<p>Course Learning Objectives: The objectives of this course is to make students to learn:</p> <ol style="list-style-type: none"> 1. The Fundamental properties of fluids and its applications. 2. Hydrostatic laws and application to solve practical problem. 3. Principles of Kinematics and Hydrodynamics for practical applications. 4. Basic design of pipes and pipe networks considering flow, pressure and its losses. 5. The basic flow rate measurements. 			
Module-1			
<p>Fluids & Their Properties: Concept of fluid, Systems of units. Properties of fluid; Mass density, Specific weight, Specific gravity, Specific volume, Viscosity, Newton's law of viscosity (theory & problems), Cohesion, Adhesion, Surface tension, Pressure inside a water droplet, soap bubble and liquid jet. Numerical problems,& Capillarity. Capillary rise in a vertical tube and between two plane surfaces (theory & problems). Vapor pressure of liquid, compressibility and bulk modulus, Fluid as a continuum,</p> <p>Fluid Pressure and Its Measurements: Definition of pressure, Pressure at a point, Pascal's law, Variation of pressure with depth. Types of pressure. Measurement of pressure using simple, differential & inclined manometers (theory & problems). Introduction to Mechanical and electronic pressure measuring devices.</p>			
Module-2			
<p>Hydrostatic forces on Surfaces: Definition, Total pressure, centre of pressure, total pressure on horizontal, vertical and inclined plane surface, total pressure on curved surfaces, water pressure on gravity dams, Lock gates. Numerical Problems.</p> <p>Fundamentals of fluid flow (Kinematics): Introduction. Methods of describing fluid motion. Velocity and Total acceleration of a fluid particle. Types of fluid flow, Description of flow pattern. Basic principles of fluid flow, three- dimensional continuity equation in Cartesian coordinate system. Derivation for Rotational and irrotational motion. Potential function, stream function, orthogonality of streamlines and equipotential lines. Numerical problems on Stream function and velocity potential. Introduction to flow net.</p>			
Module-3			
<p>Fluid Dynamics: Introduction. Forces acting on fluid in motion. Euler's equation of motion along a streamline and Bernoulli's equation. Assumptions and limitations of Bernoulli's equation. Modified Bernoulli's equation. Problems on applications of Bernoulli's equation (with and without losses). Momentum equation problems on pipe bends.</p> <p>Applications: Introduction. Venturi meter, Orifice meter, Pitot tube. Numerical Problems.</p>			
Module-4			
<p>Orifice and Mouth piece: Introduction, classification, flow through orifice, hydraulic coefficients and Numerical problems. Mouthpiece, classification, Borda's Mouthpiece (No problems).</p> <p>Notches and Weirs: Introduction. Classification, discharge over rectangular, triangular, trapezoidal notches, Cippoletti notch, broad crested weirs. Numerical problems. Ventilation of weirs, submerged weirs.</p>			
Module-5			

<p>Flow through Pipes: Introduction. Major and minor losses in pipe flow. Darcy- Weis bach equation for head loss due to friction in a pipe. Pipes in series, pipes in parallel, equivalent pipe-problems. Minor losses in pipe flow, equation for head loss due to sudden expansion. Numerical problems. Hydraulic gradient line, energy gradient line. Numerical problems, .Pipe Networks, Hardy Cross method (No problems on pipe networks),</p> <p>Surge Analysis in Pipes: Water hammer in pipes, equations for pressure rise due to gradual valve closure and sudden closure for rigid and elastic pipes. Problems.</p>
<p>Course outcomes: After successful completion of the course, the student will be able to:</p> <ol style="list-style-type: none"> 1. Possess a sound knowledge of fundamental properties of fluids and fluid Continuum 2. Compute and solve problems on hydrostatics, including practical applications 3. Apply principles of mathematics to represent kinematic concepts related to fluid flow 4. Apply fundamental laws of fluid mechanics and the Bernoulli's principle for practical applications 5. Compute the discharge through pipes and over notches and weirs
<p>Question paper pattern:</p> <ul style="list-style-type: none"> • The question paper will have ten full questions carrying equal marks. • Each full question will be for 20 marks. • There will be two full questions (with a maximum of four sub- questions) from each module. • Each full question will have sub- question covering all the topics under a module. • The students will have to answer five full questions, selecting one full question from each module.
<p>Textbooks:</p> <ol style="list-style-type: none"> 1. P N Modi and S M Seth, "Hydraulics and Fluid Mechanics, including Hydraulic Machines", 20th edition, 2015, Standard Book House, New Delhi 2. R.K. Bansal, "A Text book of Fluid Mechanics and Hydraulic Machines", Laxmi Publications, New Delhi 3. S K SOM and G Biswas, "Introduction to Fluid Mechanics and Fluid Machines", Tata McGraw Hill, New Delhi
<p>Reference Books:</p> <ol style="list-style-type: none"> 1. Victor L Streeter, Benjamin Wylie E and Keith W Bedford, "Fluid Mechanics", Tata McGraw Hill Publishing Co Ltd., New Delhi, 2008(Ed). 2. K Subramanya, "Fluid Mechanics and Hydraulic Machines", Tata McGraw Hill Publishing Co. Ltd. 3. K Subramanya, "Fluid Mechanics and Hydraulic Machines-problems and solutions", Tata McGraw Hill Publishing Co. Ltd. 4. J. F. Douglas, J. M. Gasoriek, John Swaffield, Lynne Jack, "Fluid Mechanics", Pearson, Fifth Edition. 5. Mohd. Kaleem Khan, "Fluid Mechanics and Machinery", Oxford University Press.


 H.O.D.
 Dept. of Civil Engineering
 Alva's Institute of Engg. & Technology
 Mijar, Moodbidri - 574 225

<p align="center">B. E. CIVIL ENGINEERING Choice Based Credit System (CBCS) and Outcome Based Education (OBE) SEMESTER - III BUILDING MATERIALS AND CONSTRUCTION</p>			
Course Code	18CV34	CIE Marks	40
Teaching Hours/Week(L:T:P)	(3:0:0)	SEE Marks	60
Credits	03	Exam Hours	03
<p>Course Learning Objectives: This course will develop a student;</p> <ol style="list-style-type: none"> 1. To recognize good construction materials based on properties. 2. To investigate soil properties and design suitable foundation. 3. To understand the types and properties of masonry materials and supervise masonry construction. 4. To gain knowledge of structural components like lintels, arches, staircase and roofs. 5. To understand the finishes in construction like flooring, plastering, painting. 			
<p>Module-1 Building Materials: Stone as building material; Requirement of good building stones, Dressing of stones, Deterioration and Preservation of stone work. Bricks; Classification, Manufacturing of clay bricks, Requirement of good bricks. Field and laboratory tests on bricks; compressive strength, water absorption, efflorescence, dimension and warpage. Cement Concrete blocks, Autoclaved Aerated Concrete Blocks, Sizes, requirement of good blocks. Timber as construction material. Fine aggregate: Natural and manufactured: Sieve analysis, zoning, specify gravity, bulking, moisture content, deleterious materials. Coarse aggregate: Natural and manufactured: Importance of size, shape and texture. Grading of aggregates, Sieve analysis, specific gravity, Flakiness and elongation index, crushing, impact and abrasion tests.</p>			
<p>Module-2 Foundation: Preliminary investigation of soil, safe bearing capacity of soil, Function and requirements of good foundation , types of foundation , introduction to spread, combined , strap, mat and pile foundation Masonry: Definition and terms used in masonry. Brick masonry, characteristics and requirements of good brick masonry, Bonds in brick work, Header, Stretcher, English, Flemish bond, Stone masonry, Requirements of good stone masonry, Classification, characteristics of different stone masonry, Joints in stone masonry. Types of walls; load bearing, partition walls, cavity walls.</p>			
<p>Module-3 Lintels and Arches: Definition, function and classification of lintels, Balconies, chejja and canopy. Arches; Elements and Stability of an Arch. Floors and roofs: Floors; Requirement of good floor, Components of ground floor, Selection of flooring material Procedure for laying of Concrete (VDF), Mosaic, Kota, Slate, Marble, Granite, Tile flooring, Cladding of tiles. Roof: Requirement of good roof, Types of roof, Elements of a pitched roof, Trussed roof, King post Truss, Queen Post Truss, Steel Truss, Different roofing materials, R.C.C. Roof.</p>			
<p>Module-4 Doors, Windows and Ventilators: Location of doors and windows, technical terms, Materials for doors and windows: PVC, CPVC and Aluminum. Types of Doors and Windows: Paneled, Flush, Collapsible, Rolling shutter, Paneled and glazed Window, Bay Window, French window. Steel windows, Ventilators. Sizes as per IS recommendations. Stairs: Definitions, technical terms and types of stairs: Wood, RCC, Metal. Requirements of good stairs. Geometrical design of RCC doglegged and open-well stairs. Formwork: Introduction to form work, scaffolding, shoring, under pinning.</p>			
<p>Module-5</p>			

Plastering and Pointing: Mortar and its types. Purpose, materials and methods of plastering and pointing: Sand faced plastering, Stucco plastering, lathe plastering, defects in plastering . Water proofing with various thicknesses.

Damp proofing- causes, effects and methods.

Paints- Purpose, types, technical terms, ingredients and defects, Preparation and applications of paints to new and old plastered surfaces, wooden and steel surfaces.

Course outcomes: After a successful completion of the course, the student will be able to:

1. Select suitable materials for buildings and adopt suitable construction techniques.
2. Decide suitable type of foundation based on soil parameters
3. Supervise the construction of different building elements based on suitability
4. Exhibit the knowledge of building finishes and form work requirements

Question paper pattern:

- The question paper will have ten full questions carrying equal marks.
- Each full question will be for 20 marks.
- There will be two full questions (with a maximum of four sub- questions) from each module.
- Each full question will have sub- question covering all the topics under a module.

Textbooks:

1. Sushil Kumar "Building Materials and construction", 20th edition, reprint 2015, Standard Publishers
2. Dr. B. C. Punmia, Ashok kumar Jain, Arun Kumar Jain, "Building Construction, Laxmi Publications (P) ltd., New Delhi.
3. Rangawala S. C. "Engineering Materials", Charter Publishing House, Anand, India.

Reference Books:

1. S. K. Duggal, "Building Materials", (Fourth Edition) New Age International (P) Limited, 2016 National Building Code(NBC) of India
2. P C Vergese, "Building Materials", PHI Learning Pvt.Ltd
3. Building Materials and Components, CBRI, 1990, India
4. Jagadish. K.S, "Alternative Building Materials Technology", New Age International, 2007.
5. M. S. Shetty, "Concrete Technology", S. Chand & Co. New Delhi.


H.O.D.
Dept. of Civil Engineering
Alva's Institute of Engg. & Technology
Mijar, Moodbidri - 574 225

B. E. CIVIL ENGINEERING Choice Based Credit System (CBCS) and Outcome Based Education (OBE) SEMESTER – III BASIC SURVEYING			
Course Code	18CV35	CIE Marks	40
Teaching Hours/Week(L:T:P)	(3:0:0)	SEE Marks	60
Credits	03	Exam Hours	03
Course Learning Objectives: This course will enable students to; <ol style="list-style-type: none"> 1. Understand the basic principles of Surveying 2. Learn Linear and Angular measurements to arrive at solutions to basic surveying problems. 3. Employ conventional surveying data capturing techniques and process the data for computations. 4. Analyze the obtained spatial data to compute areas and volumes and draw contours to represent 3D data on plane figures. 			
Module-1			
Introduction: Definition of surveying, Objectives and importance of surveying. Classification of surveys. Principles of surveying. Units of measurements, Surveying measurements and errors, types of errors, precision and accuracy. Classification of maps, map scale, conventional symbols, topographic maps, map layout, Survey of India Map numbering systems. Measurement of Horizontal Distances: Measuring tape and types. Measurement using tapes, Taping on level ground and sloping ground. Errors and corrections in tape measurements, ranging of lines, direct and indirect methods of ranging, Electronic distance measurement, basic principle. Booking of tape survey work, Field book, entries, Conventional symbols, Obstacles in tape survey, Numerical problems.			
Module-2			
Measurement of Directions and Angles: Compass survey: Basic definitions; meridians, bearings, magnetic and True bearings. Prismatic and surveyor's compasses, temporary adjustments, declination. Quadrantal bearings, whole circle bearings, local attraction and related problems Traversing: Traverse Survey and Computations: Latitudes and departures, rectangular coordinates, Traverse adjustments, Bowditch rule and transit rule, Numerical Problems.			
Module-3			
Leveling: Basic terms and definitions, Methods of leveling, Dumpy level, auto level, digital and laser levels. Curvature and refraction corrections. Booking and reduction of levels. Differential leveling, profile leveling, fly leveling, check leveling, reciprocal leveling.			
Module-4			
Plane Table Surveying: Plane table and accessories, Advantages and limitations of plane table survey, Orientation and methods of orientation, Methods of plotting – Radiation, Intersection, Traversing, Resection method, Two point and three point problems, Solution to two point problem by graphical method, Solution to three point problem Bessel's graphical method, Errors in plane table survey.			
Module-5			
Areas and Volumes: Measurement of area by dividing the area into geometrical figures, area from offsets, mid ordinate rule, trapezoidal and Simpson's one third rule, area from co-ordinates, introduction to planimeter, digital planimeter. Measurement of volumes- trapezoidal and prismoidal formula. Contouring: Contours, Methods of contouring, Interpolation of contours, contour gradient, characteristics of contours and uses.			

- Course outcomes:** After a successful completion of the course, the student will be able to:
1. Posses a sound knowledge of fundamental principles Geodetics
 2. Measurement of vertical and horizontal plane, linear and angular dimensions to arrive at solutions to basic surveying problems.
 3. Capture geodetic data to process and perform analysis for survey problems]
 4. Analyse the obtained spatial data and compute areas and volumes. Represent 3D data on plane figures as contours

Question paper pattern:

- The question paper will have ten full questions carrying equal marks.
- Each full question will be for 20 marks.
- There will be two full questions (with a maximum of four sub- questions) from each module.
- Each full question will have sub- question covering all the topics under a module.
- The students will have to answer five full questions, selecting one full question from each module.

Textbooks:

1. B.C. Punmia, "Surveying Vol.1", Laxmi Publications pvt. Ltd., New Delhi –2009.
2. Kanetkar T P and S V Kulkarni , Surveying and Leveling Part I, Pune VidvarthiGrihaPrakashan.1988

Reference Books:

1. S.K. Duggal, "Surveying Vol.1", Tata McGraw Hill Publishing Co. Ltd. New Delhi.2009.
2. K.R. Arora, "Surveying Vol. 1" Standard Book House, New Delhi. –2010
3. R Subramanian, Surveying and Leveling, Second edition, Oxford University Press, NewDelhi
4. A. Bannister, S. Raymond , R. Baker, "Surveying", Pearson, 7th ed., NewDelhi


H.O.D.
Dept. of Civil Engineering
Alva's Institute of Engg. & Technology
Mijar, Moodbidri - 574 225

B. E. CIVIL ENGINEERING
Choice Based Credit System (CBCS) and Outcome Based Education (OBE)
SEMESTER - III

ENGINEERING GEOLOGY

Course Code	18CV36	CIE Marks	40
Teaching Hours/Week(L:T:P)	(3:0:0)	SEE Marks	60
Credits	03	Exam Hours	03

Course Learning Objectives: This course will enable students;

1. To inculcate the importance of earth's interior and application of Geology in civil engineering. Attempts are made to highlight the industrial applications of minerals.
2. To create awareness among Civil engineers regarding the use of rocks as building materials.
3. To provide knowledge on dynamic Geology and its importance in modifying the physical character of rocks which cause rocks suitable or unsuitable in different civil engineering projects such as Dams, bridges, tunnels and highways.
4. To educate the ground water management regarding diversified geological formations, climatologically dissimilarity which are prevailed in the country. To highlight the concept of rain water harvesting.
5. To understand the application of Remote Sensing and GIS, Natural disaster and management and environmental awareness.

Module-1

Introduction: Application of Geology in Civil Engineering Practices, Understanding the earth, internal structure and composition.

Mineralogy: Mineral properties, composition and their use in the manufacture of construction materials – Quartz Group (Glass); Feldspar Group (Ceramic wares and Flooring tiles); Kaolin (Paper, paint and textile); Asbestos (AC sheets); Carbonate Group (Cement); Gypsum (POP, gypsum sheets, cement); Mica Group (Electrical industries); Ore minerals - Iron ores (Steel); Chromite (Alloy); Bauxite (aluminum); Chalcopyrite (copper).

Module-2

Petrology & Geomorphology: Formation, Classification and Engineering Properties of: **Igneous rocks**-Types of Granite, Dolerite, Basalt, Pumice, Granite Porphyry. **Sedimentary Rocks**- Sandstone, Limestone, Shale, Lignite, Conglomerate. **Metamorphic Rocks**- Gneiss, Slate, Muscovite & Biotite schist, Marble, Quartzite. Rock weathering: types and their effects on Civil Engineering Projects. Landforms, Drainage pattern and types. Soil formation and soil profile. The apprehension of Index properties of rocks: Porosity, Density, Permeability, and Durability. Selection of rocks as materials for construction, as a foundation, Decorative, Flooring, and Roofing, Concrete Aggregate, Road Metal, Railway Ballast with examples.

Module-3

Structural Geology & Rock Mechanics: Structural aspects of rocks like Outcrop, Dip and strike, Folds, Faults, Joints, Unconformities and their influence on Engineering Projects/structures like dam, tunnels, slope treatment; ground improvement, recognition of the structures in field and their types/classification. Rock Quality Determination (RQD) & Rock Structure Rating (RSR). Geological site characterization: Dam foundations and rock Foundation treatment for dams and Reservoirs heavy structures by grouting and rock reinforcement. Tunnels: Basic terminology and application, site investigations, Coastlines and their engineering considerations.

Module-4

Hydrogeology: Hydrological cycle, Vertical distribution of groundwater, artesian groundwater in soil and rock. Water Bearing Formations, Aquifer and its types – Aquitard, Aquifuge, and Aquiclude. Porosity, Specific yield and retention, Permeability, Transmissibility and Storage Coefficient. Determination of Quality - SAR, RSC and TH of Groundwater. Groundwater Exploration- Electrical Resistivity and Seismic methods, Artificial Recharge of Groundwater, Rain water harvesting and methods, Seawater intrusion in coastal areas and remedies. Groundwater Pollution. Floods and its control, Cyclone and its effects.

Module-5

Seismology and Geodesy: Earthquake - Causes and Effects, Seismic waves, engineering problems related to Earthquakes, Earthquake intensity, Richter scale, Seismograph, Seismic zones- World and India. Tsunami causes and effects, Volcanic Eruptions. Landslides (Mass movements) causes, types and remedial measures – stability assessment for soil and rock slopes. Study of Topographic maps and Contour maps; Remote Sensing – Concept, Application and its Limitations; Geographic Information System (GIS) and Global Positioning System (GPS) –

Concept and their use resource mapping. Aerial Photography, LANDSAT Imagery – Definition and its use. Impact of Mining, Quarrying and Reservoirs on Environment. Natural Disasters and their mitigation

Course outcomes: After a successful completion of the course, the student will be able to:

1. Apply geological knowledge in different civil engineering practice.
2. Students will acquire knowledge on durability and competence of foundation rocks, and confidence enough to use the best building materials.
3. Civil Engineers are competent enough for the safety, stability, economy and life of the structures that they construct.
4. Able to solve various issues related to ground water exploration, build up dams, bridges, tunnels which are often confronted with ground water problems.
5. Intelligent enough to apply GIS, GPS and remote sensing as a latest tool in different civil engineering construction.

Question paper pattern:


- The question paper will have ten full questions carrying equal marks.
- Each full question will be for 20 marks.
- There will be two full questions (with a maximum of four sub- questions) from each module.
- Each full question will have sub- question covering all the topics under a module.
- The students will have to answer five full questions, selecting one full question from each module.

Textbooks:

1. P.K. Mukerjee, "A Text Book of Geology", World Press Pvt., Ltd.Kolkatta.
2. Parbin Singh, "Text Book of Engineering and General Geology", Published by S.K.Kataria and Sons, New Dehli.

Reference Books:

1. Earthquake Tips - Learning Earthquake Design and Construction - C V R Murthy Published by National Information Centre of Earthquake Engineering, Indian Institute of Technology, Kanpur. Dimitri P Krynine and William R Judd, "Principles of Engineering Geology and Geotechnics", CBS Publishers and Distributors, New Delhi.
2. K V G K Gokhale, "Principles of Engineering Geology", B S Publications, Hyderabad.
3. M Anji Reddy, "Text book of Remote Sensing and Geographical Information System", BS Publications, Hyderabad.
5. M Anji Reddy, "Text book of Remote Sensing and Geographical Information System", BS Publications, Hyderabad.
6. Ground water Assessment, development and Management by K.R. Karanth, Tata Mc Graw Hills
7. K. Todd, "Groundwater Hydrology", Tata Mac Grow Hill, NewDelhi.
8. D. Venkata Reddy, "Engineering Geology", New Age International Publications, NewDelhi.
9. S.K Duggal, H.K Pandey and N Rawal, "Engineering Geology", McGrawHill Education (India) Pvt, Ltd. Ne Delhi.
10. M.P Billings, "Structural Geology", CBS Publishers and Distributors, New Delhi.
11. K. S. Valdiya, "Environmental Geology", Tata Mc Grew Hills.
12. M. B. Ramachandra Rao, "Outlines of Geophysical Prospecting- A Manual for Geologists", Prasaraanga, University of Mysore, Mysore


H.O.D.
Dept. of Civil Engineering
Alva's Institute of Engg. & Technology
Mijar, Moodbidri - 574 225

B. E. CIVIL ENGINEERING
Choice Based Credit System (CBCS) and Outcome Based Education (OBE)
SEMESTER - III

COMPUTER AIDED BUILDING PLANNING AND DRAWING

Course Code	18CVL37	CIE Marks	40
Teaching Hours/Week(L:T:P)	(0:2:2)	SEE Marks	60
Total Number of Lecture/Practice Hours	02	Exam Hours	03

Course Learning Objectives: Provide students with a basic understanding

1. Achieve skill sets to prepare computer aided engineering drawings
2. Understand the details of construction of different building elements.
3. Visualize the completed form of the building and the intricacies of construction based on the engineering drawings.

Module:1

Drawing Basics: Selection of scales for various drawings, thickness of lines, dimensioning, abbreviations and conventional representations as per IS: 962.

Simple engineering drawings with CAD drawing tools : Lines, Circle, Arc, Poly line, Multiline, Polygon, Rectangle, Spline, Ellipse, Modify tools: Erase, Copy, Mirror, Offset, Array, Move, Rotate, Scale, Stretch, Lengthen, Trim, Extend, Break, Chamfer and Fillet, Using Text: Single line text, Multiline text, Spelling, Edit text, Special Features: View tools, Layers concept, Dimension tools, Hatching, Customizing toolbars, Working with multiple drawings.

Module:2

Drawings Related to Different Building Elements:

Following drawings are to be prepared for the data given using CAD Software

- a) Cross section of Foundation, masonry wall, RCC columns with isolated & combined footings.
- b) Different types of bonds in brick masonry.
- c) Different types of staircases – Dog legged, Open well.
- d) Lintel and chajja.
- e) RCC slabs and beams.
- f) Cross section of a pavement.
- g) Septic Tank and sedimentation Tank.
- h) Layout plan of Rainwater recharging and harvesting system.
- i) Cross sectional details of a road for a Residential area with provision for all services.,
- j) Steel truss (connections Bolted).

Note: Students should sketch to dimension the above in a sketch book before doing the computer drawing.

Module -3:

Building Drawings: Principles of planning, Planning regulations and building bye-laws, factors affecting site selection, Functional planning of residential and public buildings, design aspects for different public buildings. Recommendations of NBC.

Drawing of Plan, elevation and sectional elevation including electrical, plumbing and sanitary services using CAD software for:

1. Single and double story residential building.
2. Hostel building.
3. Hospital building.
4. School building.

Submission drawing (sanction drawing) of two storied residential building with access to terrace including all details and statements as per the local bye-laws

Note:

- Students should sketch to dimension the above in a sketch book before doing the computer drawing
- One compulsory field visit/exercise to be carried out.
- Single line diagrams to be given in the examination.

Course Outcomes: After studying this course, students will be able to

1. Prepare, read and interpret the drawings in a professional set up.
2. Know the procedures of submission of drawings and develop working and submission drawings for building.
3. Plan and design residential or public building as per the given requirements.

Question paper pattern:

- There will be four full questions with sub divisions if necessary from Module 2 with each full question carrying twenty five marks. Students have to answer any two questions.
- There will be two full questions from Module 3 with each full question carrying fifty marks. Students have to answer any one question. The conduction of examination and question paper format of should be in lines of 1st year CAED drawing. It's a drawing paper but the exam will be conducted by batches in the computer labs. Question papers should be given in batches.

Textbook:

1. MG Shah, CM Kale, SY Patki, "Building drawing with an integrated approach to Built Environment Drawing", Tata McGraw Hill Publishing co. Ltd., New Delhi
2. Gurucharan Singh, "Building Construction", Standard Publishers, & distributors, New Delhi.
3. Malik R S and Meo G S, "Civil Engineering Drawing", Asian Publishers/Computech Publications Pvt Ltd.

Reference Books:

1. Time Saver Standard by Dodge F. W., F. W. Dodge Corp.
2. IS: 962-1989 (Code of practice for architectural and building drawing).
3. National Building Code, BIS, New Delhi.


H.O.D.
Dept. of Civil Engineering
Alva's Institute of Engg. & Technology
Mijar, Moodbidri - 574 225

B. E. CIVIL ENGINEERING
Choice Based Credit System (CBCS) and Outcome Based Education (OBE)
SEMESTER - III

BUILDING MATERIALS TESTING LABORATORY

Course Code	18CVL38	CIE Marks	40
Teaching Hours/Week(L:T:P)	(0:2:2)	SEE Marks	60
Credits	02	Exam Hours	03

Course Learning Objectives: The objectives of this course is to make students to learn:

1. Ability to apply knowledge of mathematics and engineering in calculating the mechanical properties of structural materials.
2. Ability to function on multi-disciplinary teams in the area of materials testing.
3. Ability to use the techniques, skills and modern engineering tools necessary for engineering.
4. Understanding of professional and ethical responsibility in the areas of material testing.
5. Ability to communicate effectively the mechanical properties of materials.

Experiments:

1. Tension test on mild steel and HYSD bars.
2. Compression test on mild steel, cast iron and wood.
3. Torsion test on mild steel circular sections.
4. Bending Test on Wood Under two point loading.
5. Shear Test on Mild steel- single and double shear.
6. Impact test on Mild Steel (Charpy & Izod).
7. Hardness tests on ferrous and non-ferrous metals- Brinell's, Rockwell and Vicker's.
8. Tests on Bricks, Tiles and Concrete Blocks.
9. Tests on Fine aggregates-Moisture content, Specific gravity, Bulk density, Sieve analysis and Bulking.
10. Tests on Coarse aggregates-Absorption, Moisture content, specific gravity, Bulk density and Sieve analysis.
11. Demonstration of Strain gauges and Strain indicators.

NOTE: All tests to be carried out as per relevant latest BIS Codes

Course Outcomes: After successful completion of the course, the students will be able to:


1. Reproduce the basic knowledge of mathematics and engineering in finding the strength in tension, compression, shear and torsion.
2. Identify, formulate and solve engineering problems of structural elements subjected to flexure.
3. Evaluate the impact of engineering solutions on the society and also will be aware of contemporary issues regarding failure of structures due to unsuitable materials.

Question paper pattern:

- Group experiments - Tension test, compression test, torsion test and bending test.
- Individual Experiments – Remaining tests.
- Two questions are to be set - One from group experiments and the other as individual experiment.
- Instructions as printed on the cover page of answer script for split up of marks to be strictly followed.
- All exercises are to be included for practical examination.

Reference Books:

1. Davis, Troxell and Hawk, "Testing of Engineering Materials", International Student Edition – McGraw Hill Book Co. New Delhi.
2. M L Gambhir and Neha Jamwal, "Building and construction materials-Testing and quality control", McGraw Hill education (India) Pvt. Ltd., 2014.
3. Fenner, "Mechanical Testing of Materials", George Newnes Ltd. London.
4. Holes K A, "Experimental Strength of Materials", English Universities Press Ltd. London.
5. Suryanarayana A K, "Testing of Metallic Materials", Prentice Hall of India Pvt. Ltd. New Delhi.
6. Kukreja C B, Kishore K. and Ravi Chawla "Material Testing Laboratory Manual", Standard Publishers & Distributors 1996.
7. Relevant latest IS Codes.


H.O.D.
Dept. of Civil Engineering
Alva's Institute of Engg. & Technology
Mijar, Moodbidri - 574 225

B. E. (Common to all Programmes) Outcome Based Education (OBE) and Choice Based Credit System (CBCS) SEMESTER -II / III / IV Aadalitha Kannada			
Course Code	18KAK28/39/49	CIE Marks	100
Teaching Hours/Week (L:T:P)	(0:2:0)		
Credits	01		
ಆಡಳಿತ ಕನ್ನಡ ಕಲಿಕೆಯ ಉದ್ದೇಶಗಳು: <ul style="list-style-type: none"> ಪದವಿ ವಿದ್ಯಾರ್ಥಿಗಳಿರುವುದರಿಂದ ಆಡಳಿತ ಕನ್ನಡದ ಪರಿಚಯ ಮಾಡಿಕೊಡುವುದು. ವಿದ್ಯಾರ್ಥಿಗಳಲ್ಲಿ ಕನ್ನಡ ಭಾಷೆಯ ವ್ಯಾಕರಣದ ಬಗ್ಗೆ ಅರಿವು ಮೂಡಿಸುವುದು. ಕನ್ನಡ ಭಾಷಾ ರಚನೆಯಲ್ಲಿನ ನಿಯಮಗಳನ್ನು ಪರಿಚಯಿಸುವುದು. ಕನ್ನಡ ಭಾಷಾ ಬರಹದಲ್ಲಿ ಕಂಡುಬರುವ ದೋಷಗಳು ಹಾಗೂ ಅವುಗಳ ನಿವಾರಣೆ. ಮತ್ತು ಲೇಖನ ಚಿಹ್ನೆಗಳನ್ನು ಪರಿಚಯಿಸುವುದು. ಸಾಮಾನ್ಯ ಅರ್ಜಿಗಳು, ಸರ್ಕಾರಿ ಮತ್ತು ಅರೆ ಸರ್ಕಾರಿ ಪತ್ರವ್ಯವಹಾರದ ಬಗ್ಗೆ ಅರಿವು ಮೂಡಿಸುವುದು. ಭಾಷಾಂತರ ಮತ್ತು ಪ್ರಬಂಧ ರಚನೆ ಬಗ್ಗೆ ಅಸಕ್ತಿ ಮೂಡಿಸುವುದು. ಕನ್ನಡ ಭಾಷಾಭ್ಯಾಸ ಮತ್ತು ಸಾಮಾನ್ಯ ಕನ್ನಡ ಹಾಗೂ ಆಡಳಿತ ಕನ್ನಡದ ಪದಗಳ ಪರಿಚಯ ಮಾಡಿಕೊಡುವುದು. 			
ಪರಿವಿಡಿ (ಪಠ್ಯಪುಸ್ತಕದಲ್ಲಿರುವ ವಿಷಯಗಳ ಪಟ್ಟಿ) <p>ಅಧ್ಯಾಯ - 1 ಕನ್ನಡಭಾಷೆ - ಸಂಕ್ಷಿಪ್ತ ವಿವರಣೆ.</p> <p>ಅಧ್ಯಾಯ - 2 ಭಾಷಾ ಪ್ರಯೋಗದಲ್ಲಾಗುವ ಲೋಪದೋಷಗಳು ಮತ್ತು ಅವುಗಳ ನಿವಾರಣೆ.</p> <p>ಅಧ್ಯಾಯ - 3 ಲೇಖನ ಚಿಹ್ನೆಗಳು ಮತ್ತು ಅವುಗಳ ಉಪಯೋಗ.</p> <p>ಅಧ್ಯಾಯ - 4 ಪತ್ರ ವ್ಯವಹಾರ.</p> <p>ಅಧ್ಯಾಯ - 5 ಆಡಳಿತ ಪತ್ರಗಳು.</p> <p>ಅಧ್ಯಾಯ - 6 ಸರ್ಕಾರದ ಆದೇಶ ಪತ್ರಗಳು.</p> <p>ಅಧ್ಯಾಯ - 7 ಸಂಕ್ಷಿಪ್ತ ಪ್ರಬಂಧ ರಚನೆ (ಪ್ರಿಸೈಸ್ ರೈಟಿಂಗ್), ಪ್ರಬಂಧ ಮತ್ತು ಭಾಷಾಂತರ.</p> <p>ಅಧ್ಯಾಯ - 8 ಕನ್ನಡ ಶಬ್ದಸಂಗ್ರಹ.</p> <p>ಅಧ್ಯಾಯ - 9 ಕಂಪ್ಯೂಟರ್ ಹಾಗೂ ಮಾಹಿತಿ ತಂತ್ರಜ್ಞಾನ.</p> <p>ಅಧ್ಯಾಯ - 10 ಪಾರಿಭಾಷಿಕ ಆಡಳಿತ ಕನ್ನಡ ಪದಗಳು ಮತ್ತು ತಾಂತ್ರಿಕ/ ಕಂಪ್ಯೂಟರ್ ಪಾರಿಭಾಷಿಕ ಪದಗಳು.</p>			
ಆಡಳಿತ ಕನ್ನಡ ಕಲಿಕೆಯ ಫಲಿತಾಂಶಗಳು: <ul style="list-style-type: none"> ಆಡಳಿತ ಭಾಷೆ ಕನ್ನಡದ ಪರಿಚಯವಾಗುತ್ತದೆ. ವಿದ್ಯಾರ್ಥಿಗಳಲ್ಲಿ ಕನ್ನಡ ಭಾಷೆಯ ವ್ಯಾಕರಣದ ಬಗ್ಗೆ ಅರಿವು ಮೂಡುತ್ತದೆ. ಕನ್ನಡ ಭಾಷಾ ರಚನೆಯಲ್ಲಿನ ನಿಯಮಗಳು ಮತ್ತು ಲೇಖನ ಚಿಹ್ನೆಗಳು ಪರಿಚಯಿಸಲ್ಪಡುತ್ತವೆ. ಸಾಮಾನ್ಯ ಅರ್ಜಿಗಳು, ಸರ್ಕಾರಿ ಮತ್ತು ಅರೆ ಸರ್ಕಾರಿ ಪತ್ರವ್ಯವಹಾರದ ಬಗ್ಗೆ ಅರಿವು ಮೂಡುತ್ತದೆ. ಭಾಷಾಂತರ ಮತ್ತು ಪ್ರಬಂಧ ರಚನೆ ಬಗ್ಗೆ ಅಸಕ್ತಿ ಮೂಡುತ್ತದೆ. ಕನ್ನಡ ಭಾಷಾಭ್ಯಾಸ ಮತ್ತು ಸಾಮಾನ್ಯ ಕನ್ನಡ ಹಾಗೂ ಆಡಳಿತ ಕನ್ನಡದ ಪದಗಳು ಪರಿಚಯಿಸಲ್ಪಡುತ್ತವೆ. 			
ಪರೀಕ್ಷೆಯ ವಿಧಾನ : ನಿರಂತರ ಅಂತರಿಕ ಮೌಲ್ಯಮಾಪನ - ಅರ್ಹ (ಅಡ್ಮಿಷನ್‌ನಲ್ಲಿ ಉಪಸ್ಥಿತರಾಗಿರುವವರಿಗೆ): ಕಾಲೇಜು ಮಟ್ಟದಲ್ಲಿಯೇ ಅಂತರಿಕ ಪರೀಕ್ಷೆಯನ್ನು 100 ಅಂಕಗಳಿಗೆ ವಿಶ್ವವಿದ್ಯಾಲಯದ ನಿಯಮಗಳು ಮತ್ತು ನಿರ್ದೇಶನದಂತೆ ನಡೆಸತಕ್ಕದ್ದು.			
ಪಠ್ಯಪುಸ್ತಕ : ಆಡಳಿತ ಕನ್ನಡ ಪಠ್ಯ ಪುಸ್ತಕ (ಎಚ್‌ಟಿಟಿಪಿಪಿ ಜಿಡಿ ಎಂಪ್ರಿಗಾಡಿಬಿಎಚ್‌ಟಿ) ಸಂಪಾದಕರು ಡಾ. ಎಲ್. ತಿಮ್ಮೇಶ ಪ್ರೊ. ವಿ. ಕೇಶವಮೂರ್ತಿ ಪ್ರಕಟಣೆ : ಪ್ರಸಾರಾಂಗ, ವಿಶ್ವೇಶ್ವರಯ್ಯ ತಾಂತ್ರಿಕ ವಿಶ್ವವಿದ್ಯಾಲಯ, ಬೆಳಗಾವಿ.			

**B. E. (Common to all Programmes)
Outcome Based Education (OBE) and Choice Based Credit System (CBCS)
SEMESTER -II & III/IV**

Vyavaharika Kannada

Course Code	18KVK28/39/49	CIE Marks	100
Teaching Hours/Week (L:T:P)	(0:2:0)		
Credits	01		

Course Learning Objectives:

The course will enable the students to understand Kannada and communicate in Kannada language.

Table of Contents:

Chapter - 1: Vyavaharika kannada - Parichaya (Introduction to Vyavaharika Kannada).

Chapter - 2: Kannada Aksharamale haagu uchcharane (Kannada Alpabets and Pronunciation).

Chapter - 3: Sambhashanegaagi Kannada Padagalu (Kannada Vocabulary for Communication).

Chapter - 4: Kannada Grammar in Conversations (Sambhashaneyalli Kannada Vyakarana).

Chapter - 5: Activities in Kannada.

Course Outcomes:

At the end of the course, the student will be able to understand Kannada and communicate in Kannada language.

ಪರೀಕ್ಷೆಯ ವಿಧಾನ : ನಿರಂತರ ಅಂತರಿಕ ಮೌಲ್ಯಮಾಪನ - ಅಭಿಜ್ಞ (ಅಭಿಜ್ಞಾಪನಾ ಪರೀಕ್ಷೆಯಲ್ಲಿ ಇತಿರೀಕ್ಷೆಯಿರುತ್ತದೆ):
ಕಾಲೇಜು ಮಟ್ಟದಲ್ಲಿಯೇ ಅಂತರಿಕ ಪರೀಕ್ಷೆಯನ್ನು 100 ಅಂಕಗಳಿಗೆ ವಿಶ್ವವಿದ್ಯಾಲಯದ
ನಿಯಮಗಳು ಮತ್ತು ನಿರ್ದೇಶನದಂತೆ ನಡೆಸತಕ್ಕದ್ದು.

ವಿಷಯಾಂಶ (ಪಠ್ಯಪುಸ್ತಕ): ವ್ಯಾವಹಾರಿಕ ಕನ್ನಡ ಪಠ್ಯ ಪುಸ್ತಕ (ಗಿರಿಜಾಪೀಠದಿಂದ ಲಭ್ಯವಿರುವ ವಿಷಯ : ಹಾಳೆ
ಸಂಪಾದಕರು

ಡಾ. ಎಲ್. ತಿಮ್ಮೇಶ


ಪ್ರೊ. ವಿ. ಕೇಶವಮೂರ್ತಿ

ಪ್ರಕಟಣೆ : ಪ್ರಸಾರಾಂಗ, ವಿಶ್ವೇಶ್ವರಯ್ಯ ತಾಂತ್ರಿಕ ವಿಶ್ವವಿದ್ಯಾಲಯ, ಬೆಳಗಾವಿ.


H.O.D.
Dept. of Civil Engineering
Alva's Institute of Engg. & Technology
Mijar, Moodbidri - 574 225

B. E. AUTOMOBILE ENGINEERING				
Outcome Based Education (OBE) and Choice Based Credit System (CBCS)				
SEMESTER - III				
CONSTITUTION OF INDIA, PROFESSIONAL ETHICS AND CYBER LAW (CPC)				
Course Code	18CPC39/49	CIE Marks	40	
Teaching Hours/Week (L:T:P)	(1:0:0)	SEE Marks	60	
Credits	01	Exam Hours	02	
Course Learning Objectives: To				
<ul style="list-style-type: none">• know the fundamental political codes, structure, procedures, powers, and duties of Indian government institutions, fundamental rights, directive principles, and the duties of citizens• Understand engineering ethics and their responsibilities; identify their individual roles and ethical responsibilities towards society.• Know about the cybercrimes and cyber laws for cyber safety measures.				
Module-1				
Introduction to Indian Constitution: The Necessity of the Constitution, The Societies before and after the Constitution adoption. Introduction to the Indian constitution, The Making of the Constitution, The Role of the Constituent Assembly - Preamble and Salient features of the Constitution of India. Fundamental Rights and its Restriction and limitations in different Complex Situations. Directive Principles of State Policy (DPSP) and its present relevance in our society with examples. Fundamental Duties and its Scope and significance in Nation building.				
Module-2				
Union Executive and State Executive: Parliamentary System, Federal System, Centre-State Relations. Union Executive – President, Prime Minister, Union Cabinet, Parliament - LS and RS, Parliamentary Committees, Important Parliamentary Terminologies. Supreme Court of India, Judicial Reviews and Judicial Activism. State Executives – Governor, Chief Minister, State Cabinet, State Legislature, High Court and Subordinate Courts, Special Provisions (Articles 370,371,371J) for some States.				
Module-3				
Elections, Amendments and Emergency Provisions: Elections, Electoral Process, and Election Commission of India, Election Laws. Amendments - Methods in Constitutional Amendments (How and Why) and Important Constitutional Amendments. Amendments – 7,9,10,12,42,44, 61, 73,74, ,75, 86, and 91,94,95,100,101,118 and some important Case Studies. Emergency Provisions, types of Emergencies and its consequences.				
Constitutional special provisions: Special Provisions for SC and ST, OBC, Women, Children and Backward Classes.				
Module-4				
Professional / Engineering Ethics: Scope & Aims of Engineering & Professional Ethics - Business Ethics, Corporate Ethics, Personal Ethics. Engineering and Professionalism, Positive and Negative Faces of Engineering Ethics, Code of Ethics as defined in the website of Institution of Engineers (India): Profession, Professionalism, and Professional Responsibility. Clash of Ethics, Conflicts of Interest. Responsibilities in Engineering Responsibilities in Engineering and Engineering Standards, the impediments to Responsibility. Trust and Reliability in Engineering, IPRs (Intellectual Property Rights), Risks, Safety and liability in Engineering				
Module-5				
Internet Laws, Cyber Crimes and Cyber Laws: Internet and Need for Cyber Laws, Modes of Regulation of Internet, Types of cyber terror capability, Net neutrality, Types of Cyber Crimes, India and cyber law, Cyber Crimes and the information Technology Act 2000, Internet Censorship. Cybercrimes and enforcement agencies.				
Course Outcomes: On completion of this course, students will be able to,				
<ul style="list-style-type: none">• CO1: Have constitutional knowledge and legal literacy.• CO2: Understand Engineering and Professional ethics and responsibilities of Engineers.• CO3: Understand the the cybercrimes and cyber laws for cyber safety measures.				
Question paper pattern for SEE and CIE:				
<ul style="list-style-type: none">• The SEE question paper will be set for 100 marks and the marks scored by the students will proportionately be reduced to 60. The pattern of the question paper will be objective type (MCQ).• For the award of 40 CIE marks, refer the University regulations 2018.				
Sl. No.	Title of the Book	Name of the Author/s	Name of the Publisher	Edition and Year

Textbooks				
1	Constitution of India, Professional Ethics and Human Rights	Shubham Singles, Charles E. Haries, and et al	Cengage Learning India	2018
2	Cyber Security and Cyber Laws	Alfred Basta and et al	Cengage Learning India	2018
Reference Books				
3	Introduction to the Constitution of India	Durga Das Basu	Prentice –Hall,	2008.
4	Engineering Ethics	M. Govindarajan, S. Natarajan, V. S. Senthilkumar	Prentice –Hall,	2004


 H.S.B.
 Dept. of Civil Engineering
 Alva's Institute of Engg. & Technology
 Mijar, Moodbidri - 574 225

B. E. Common to all Programmes Choice Based Credit System (CBCS) and Outcome Based Education (OBE) SEMESTER - III				
ADDITIONAL MATHEMATICS – I (Mandatory Learning Course: Common to All Programmes) (A Bridge course for Lateral Entry students under Diploma quota to BE/B. Tech programmes)				
Course Code	18MATDIP31	CIE Marks	40	
Teaching Hours/Week (L:T:P)	(2:2:0)	SEE Marks	60	
Credits	0	Exam Hours	03	
Course objectives: <ul style="list-style-type: none">To provide basic concepts of complex trigonometry, vector algebra, differential and integral calculus.To provide an insight into vector differentiation and first order ODE's.				
Module-1				
Complex Trigonometry: Complex Numbers: Definitions and properties. Modulus and amplitude of a complex number, Argand's diagram, De-Moivre's theorem (without proof). Vector Algebra: Scalar and vectors. Addition and subtraction and multiplication of vectors- Dot and Cross products, problems.				
Module-2				
Differential Calculus: Review of successive differentiation-illustrative examples. Maclaurin's series expansions-Illustrative examples. Partial Differentiation: Euler's theorem-problems on first order derivatives only. Total derivatives-differentiation of composite functions. Jacobians of order two-Problems.				
Module-3				
Vector Differentiation: Differentiation of vector functions. Velocity and acceleration of a particle moving on a space curve. Scalar and vector point functions. Gradient, Divergence, Curl-simple problems. Solenoidal and irrotational vector fields-Problems.				
Module-4				
Integral Calculus: Review of elementary integral calculus. Reduction formulae for $\sin^n x$, $\cos^n x$ (with proof) and $\sin^m x \cos^n x$ (without proof) and evaluation of these with standard limits-Examples. Double and triple integrals-Simple examples.				
Module-5				
Ordinary differential equations (ODE's). Introduction-solutions of first order and first degree differential equations: exact, linear differential equations. Equations reducible to exact and Bernoulli's equation.				
Course outcomes: At the end of the course the student will be able to: <ul style="list-style-type: none">CO1: Apply concepts of complex numbers and vector algebra to analyze the problems arising in related area.CO2: Use derivatives and partial derivatives to calculate rate of change of multivariate functions.CO3: Analyze position, velocity and acceleration in two and three dimensions of vector valued functions.CO4: Learn techniques of integration including the evaluation of double and triple integrals. CO5: Identify and solve first order ordinary differential equations.				
Question paper pattern: <ul style="list-style-type: none">The question paper will have ten full questions carrying equal marks.Each full question will be for 20 marks.There will be two full questions (with a maximum of four sub- questions) from each module.Each full question will have sub- question covering all the topics under a module.The students will have to answer five full questions, selecting one full question from each module.				
Sl No	Title of the Book	Name of the Author/s	Name of the Publisher	Edition and Year
Textbook				
1	Higher Engineering Mathematics	B.S. Grewal	Khanna Publishers	43 rd Edition,

				2015
Reference Books				
1	Advanced Engineering Mathematics	E. Kreyszig	John Wiley & Sons	10 th Edition, 2015
2	Engineering Mathematics	N.P.Bali and Manish Goyal	Laxmi Publishers	7th Edition, 2007
3	Engineering Mathematics Vol.I	Rohit Khurana	Cengage Learning	1 st Edition, 2015


 H.O.D.
 Dept. of Civil Engineering
 Alva's Institute of Engg. & Technology
 Mijar, Moodbidri - 574 225

<p align="center">B.E.(Common to all Programmes) Outcome Based Education (OBE) and Choice Based Credit System (CBCS) SEMESTER - IV</p>			
COMPLEX ANALYSIS, PROBABILITY AND STATISTICAL METHODS (Common to all Programmes) [As per Choice Based Credit System (CBCS) scheme]			
Course Code	18MAT41	CIE Marks	40
Teaching Hours/Week (L:T:P)	(2:2:0)	SEE Marks	60
Credits	3	Exam Hours	03
Course Learning Objectives: <ul style="list-style-type: none"> To provide an insight into applications of complex variables, conformal mapping and special functions arising in potential theory, quantum mechanics, heat conduction and field theory. To develop probability distribution of discrete, continuous random variables and joint probability distribution occurring in digital signal processing, design engineering and microwave engineering. 			
Module-1			
Calculus of complex functions: Review of function of a complex variable, limits, continuity, and differentiability. Analytic functions: Cauchy-Riemann equations in Cartesian and polar forms and consequences. Construction of analytic functions: Milne-Thomson method-Problems.			
Module-2			
Conformal transformations: Introduction. Discussion of transformations: $w=z^2$, $w=e^z$, $w = z + \frac{1}{z}$, ($z \neq 0$) . Bilinear transformations- Problems. Complex integration: Line integral of a complex function-Cauchy's theorem and Cauchy's integral formula and problems.			
Module-3			
Probability Distributions: Review of basic probability theory. Random variables (discrete and continuous), probability mass/density functions. Binomial, Poisson, exponential and normal distributions- problems (No derivation for mean and standard deviation)-Illustrative examples.			
Module-4			
Curve Fitting: Curve fitting by the method of least squares- fitting the curves of the form- $y = ax + b$, $y = ax^b$ & $y = ax^2 + bx + c$. Statistical Methods: Correlation and regression-Karl Pearson's coefficient of correlation and rank correlation-problems. Regression analysis- lines of regression –problems.			
Module-5			
Joint probability distribution: Joint Probability distribution for two discrete random variables, expectation and covariance. Sampling Theory: Introduction to sampling distributions, standard error, Type-I and Type-II errors. Test of hypothesis for means, student's t-distribution, Chi-square distribution as a test of goodness of fit.			
Course outcomes: At the end of the course the student will be able to: <ul style="list-style-type: none"> CO1: Use the concepts of analytic function and complex potentials to solve the problems arising in electromagnetic field theory. CO2: Utilize conformal transformation and complex integral arising in aerofoil theory, fluid flow visualization and image processing. CO3: Apply discrete and continuous probability distributions in analyzing the probability models arising in engineering field. CO4: Make use of the correlation and regression analysis to fit a suitable mathematical model for the statistical data. CO5: Construct joint probability distributions and demonstrate the validity of testing the hypothesis. 			

Question paper pattern:


- The question paper will have ten full questions carrying equal marks.
- Each full question will be for 20 marks.
- There will be two full questions (with a maximum of four sub- questions) from each module.
- Each full question will have sub- question covering all the topics under a module.
- The students will have to answer five full questions, selecting one full question from each module.

Sl No	Title of the Book	Name of the Author/s	Name of the Publisher	Edition and Year
Textbooks				
1	Advanced Engineering Mathematics	E. Kreyszig	John Wiley & Sons	10 th Edition, 2016
2	Higher Engineering Mathematics	B. S. Grewal	Khanna Publishers	44 th Edition, 2017
3	Engineering Mathematics	Srimanta Pal et al	Oxford University Press	3 rd Edition, 2016
Reference Books				
1	Advanced Engineering Mathematics	C. Ray Wylie, Louis C. Barrett	McGraw-Hill	6 th Edition 1995
2	Introductory Methods of Numerical Analysis	S. S. Sastry	Prentice Hall of India	4 th Edition 2010
3	Higher Engineering Mathematics	B.V. Ramana	McGraw-Hill	11 th Edition, 2010
4	A Textbook of Engineering Mathematics	N. P. Bali and Manish Goyal	Laxmi Publications	6 th Edition, 2014
5	Advanced Engineering Mathematics	Chandrika Prasad and Reena Garg	Khanna Publishing,	2018
Web links and Video Lectures:				
1. http://nptel.ac.in/courses.php?disciplineID=111				
2. http://www.class-central.com/subject/math(MOOCs)				
3. http://academicearth.org/				
4. VTU EDUSAT PROGRAMME - 20				


H.O.D.
Dept. of Civil Engineering
Alva's Institute of Engg. & Technology
Mijar, Moodbidri - 574 225

<p align="center">B. E. CIVIL ENGINEERING Outcome Based Education (OBE) and Choice Based Credit System (CBCS) SEMESTER – IV ANALYSIS OF DETERMINATE STRUCTURES</p>			
Course Code	18CV42	CIE Marks	40
Teaching Hours/Week(L:T:P)	(3:2:0)	SEE Marks	60
Credits	04	Exam Hours	03
<p>Course Learning Objectives: This course will enable students to</p> <ol style="list-style-type: none"> 1. To understand different forms of structural systems. 2. To understand concept of ILD and moving loads. 3. To determine slopes and deflections of beams and trusses. 4. To analyse arches and cables. 			
Module-1			
<p>Introduction and Analysis of Plane Trusses: Structural forms, Conditions of equilibrium, Compatibility conditions, Degree of freedom, Linear and non linear analysis, Static and kinematic indeterminacies of structural systems.</p> <p>Influence Lines: Concepts of influence lines-ILD for reactions, SF and BM for determinate beams-ILD for axial forces in determinate trusses and numerical problems.</p>			
Module-2			
<p>Moving Loads: Reactions, BM and SF in determinate beams, axial forces in determinate trusses for rolling loads using ILD (Max. values and absolute max. values for beams subjected to multiple loads).</p>			
Module-3			
<p>Deflection of Beams: Moment area method: Derivation, Mohr's theorems, Sign conventions, Application of moment area method for determinate prismatic beams, Beams of varying section, Use of moment diagram by parts. Conjugate beam method: Real beam and conjugate beam, conjugate beam theorems, Application of conjugate beam method of determinate beams of variable cross sections</p>			
Module-4			
<p>Energy Principles and Energy Theorems: Principle of virtual displacements, Principle of virtual forces, Strain energy and complimentary energy, Strain energy due to axial force, bending, shear and torsion, Deflection of determinate beams and trusses using total strain energy, Deflection at the point of application of single load, Castig liano's theorems and its application to estimate the deflections of trusses, bent frames, Special applications-Dummy unit load method.</p>			
Module-5			
<p>Arches and Cable Structures: Three hinged parabolic and circular arches with supports at the same and different levels. Determination of normal thrust, radial shear and bending moment. Analysis of cables under point loads and UDL. Length of cables for supports at same and at different levels- Stiffening trusses for suspension cables.</p>			
<p>Course Outcomes: After studying this course, students will be able to:</p> <ol style="list-style-type: none"> 1. Identify different forms of structural systems. 2. Construct ILD and analyse the beams and trusses subjected to moving loads 3. Understand the energy principles and energy theorems and its applications to determine the deflections of trusses and beams. 4. Determine the stress resultants in arches and cables. 			
<p>Question paper pattern:</p> <ul style="list-style-type: none"> • The question paper will have ten full questions carrying equal marks. • Each full question will be for 20 marks. • There will be two full questions (with a maximum of four sub- questions) from each module. • Each full question will have sub- question covering all the topics under a module. <p>The students will have to answer five full questions, selecting one full question from each module.</p>			
Textbooks:			
<ol style="list-style-type: none"> 1. Reddy C S, Basic Structural Analysis, Tata McGraw Hill, New Delhi. 2. Muthu K U. etal, Basic Structural Analysis, 2nd edition, IK International Pvt. Ltd., NewDelhi,2015. 3. Bhavikatti, Structural Analysis, Vikas Publishing House Pvt. Ltd, New Delhi,2002. 			
Reference Books:			
<ol style="list-style-type: none"> 1. Hibbeler R C, Structural Analysis, Prentice Hall, 9th edition,2014. 			

2. Devadoss Menon, Structural Analysis, Narosa Publishing House, New Delhi, 2008.
3. Prakash Rao D S, Structural Analysis, University Press Pvt. Ltd, 2007.



H.O.D.
Dept. of Civil Engineering
Alva's Institute of Engg. & Technology
Mijar, Moodbidri - 574 225

CIVIL ENGINEERING Choice Based Credit System (CBCS) and Outcome Based Education (OBE) SEMESTER - IV APPLIED HYDRAULICS			
Course Code	18CV43	CIE Marks	40
Teaching Hours/Week(L:T:P)	(3:0:0)	SEE Marks	60
Credits	03	Exam Hours	03
Course Learning Objectives: The objectives of this course is to make students to learn: <ol style="list-style-type: none"> 1. Principles of dimensional analysis to design hydraulic models and Design of various models. 2. Design the open channels of various cross sections including design of economical sections. 3. Energy concepts of fluid in open channel, Energy dissipation, Water surface profiles at different conditions. 4. The working principles of the hydraulic machines for the given data and analyzing the performance of Turbines for various design data. 			
Module-1			
Dimensional analysis: Dimensional analysis and similitude: Dimensional homogeneity, Non Dimensional parameter, Rayleigh methods and Buckingham π theorem, dimensional analysis, choice of variables, examples on various applications. Model analysis: Model analysis, similitude, types of similarities, force ratios, similarity laws, model classification, Reynolds model, Froude's model, Euler's Model, Webber's model, Mach model, scale effects, Distorted models. Numerical problems on Reynolds's, and Froude's Model Buoyancy and Flotation: Buoyancy, Force and Centre of Buoyancy, Meta centre and Meta centric height, Stability of submerged and floating bodies, Determination of Meta centric height, Experimental and theoretical method, Numerical problems.			
Module-2			
Open Channel Flow Hydraulics: Uniform Flow: Introduction, Classification of flow through channels, Chezy's and Manning's equation for flow through open channel, Most economical channel sections, Uniform flow through Open channels, Numerical Problems. Specific Energy and Specific energy curve, Critical flow and corresponding critical parameters, Numerical Problems			
Module-3			
Non-Uniform Flow: Hydraulic Jump, Expressions for conjugate depths and Energy loss, Numerical Problems Gradually varied flow, Equation, Back water curve and afflux, Description of water curves or profiles, Mild, steep, critical, horizontal and adverse slope profiles, Numerical problems on identifying the flow profiles			
Module-4			
Impact of jet on Curved vanes: Introduction, Impulse-Momentum equation. Direct impact of a jet on stationary and moving curved vanes, Introduction to concept of velocity triangles, impact of jet on a series of curved vanes- Problems. Turbines – Impulse Turbines: Introduction to turbines, General lay out of a hydro- electric plant, Heads and Efficiencies, classification of turbines. Pelton wheel- components, working principle and velocity triangles. Maximum power, efficiency, working proportions – Numerical problems.			
Module-5			
Reaction Turbines and Pumps: Radial flow reaction turbines: (i) Francis turbine- Descriptions, working proportions and design, Numerical problems. (ii) Kaplan turbine- Descriptions, working proportions and design, Numerical problems. Draft tube theory and unit quantities. (No problems) Centrifugal pumps: Components and Working of centrifugal pumps, Types of centrifugal pumps, Work done by the impeller, Heads and Efficiencies, Minimum starting speed of centrifugal pump, Numerical problems, Multi-stage pumps.			

Course outcomes: After a successful completion of the course, the student will be able to:

1. Apply dimensional analysis to develop mathematical modeling and compute the parametric values in prototype by analyzing the corresponding model parameters
2. Design the open channels of various cross sections including economical channel sections
3. Apply Energy concepts to flow in open channel sections, Calculate Energy dissipation,
4. Compute water surface profiles at different conditions
5. Design turbines for the given data, and to know their operation characteristics under different operating conditions

Question paper pattern:


- The question paper will have ten full questions carrying equal marks.
- Each full question will be for 20 marks.
- There will be two full questions (with a maximum of four sub- questions) from each module.
- Each full question will have sub- question covering all the topics under a module.
- The students will have to answer five full questions, selecting one full question from each module.

Textbooks:

1. P N Modi and S M Seth, "Hydraulics and Fluid Mechanics, including Hydraulic Machines", 20th edition, 2015, Standard Book House, NewDelhi
2. R.K. Bansal, "A Text book of Fluid Mechanics and Hydraulic Machines", Laxmi Publications, New Delhi
3. S K SOM and G Biswas, "Introduction to Fluid Mechanics and Fluid Machines", Tata McGraw Hill, New Delhi.

Reference Books:

1. K Subramanya, "Fluid Mechanics and Hydraulic Machines", Tata McGraw Hill Publishing Co.Ltd.
2. Mohd. Kaleem Khan, "Fluid Mechanics and Machinery", Oxford UniversityPress.
3. C.S.P. Ojha, R. Berndtsson, and P.N. Chandramouli, "Fluid Mechanics and Machinery", Oxford University Publication -2010.
4. J.B. Evett, and C. Liu, "Fluid Mechanics and Hydraulics", McGraw-Hill Book Company.-2009.


H.O.D.
Dept. of Civil Engineering
Alva's Institute of Engg. & Technology
Mijar, Moodbidri - 574 225

CIVIL ENGINEERING Choice Based Credit System (CBCS) and Outcome Based Education (OBE) SEMESTER - IV CONCRETE TECHNOLOGY			
Course Code	18CV44	CIE Marks	40
Teaching Hours/Week(L:T:P)	(3:0:0)	SEE Marks	60
Credits	03	Exam Hours	03
Course Learning Objectives: This course will enable students to: <ol style="list-style-type: none"> 1. To recognize material characterization of ingredients of concrete and its influence on properties of concrete 2. Proportion ingredients of Concrete to arrive at most desirable mechanical properties of Concrete. 3. Ascertain and measure engineering properties of concrete in fresh and hardened state which meet the requirement of real time structures. 			
Module-1			
Concrete Ingredients Cement – Cement manufacturing process, steps to reduce carbon footprint, chemical composition and their importance, hydration of cement, types of cement. Testing of cement. Fine aggregate: Functions, requirement, Alternatives to River sand, M-sand introduction and manufacturing. Coarse aggregate: Importance of size, shape and texture. Grading and blending of aggregate. Testing on aggregate, requirement. Recycled aggregates Water – qualities of water. Chemical admixtures – plasticizers, accelerators, retarders and air entraining agents. Mineral admixtures – Pozzolanic and cementitious materials, Fly ash, GGBS, silica fumes, Metakaolin and rice huskash.			
Module-2			
Fresh Concrete Workability-factors affecting workability. Measurement of workability-slump, Compaction factor and Vee-Bee Consistometer tests, flow tests. Segregation and bleeding. Process of manufacturing of concrete- Batching, Mixing, Transporting, Placing and Compaction. Curing – Methods of curing – Water curing, membrane curing, steam curing, accelerated curing, self- curing. Good and Bad practices of making and using fresh concrete and Effect of heat of hydration during mass concreting at project sites.			
Module-3			
Hardened Concrete Factors influencing strength, W/C ratio, gel/space ratio, Maturity concept, Testing of hardened concrete, Creep – factors affecting creep. Shrinkage of concrete – plastic shrinking and drying shrinkage, Factors affecting shrinkage. Definition and significance of durability. Internal and external factors influencing durability, Mechanisms- Sulphate attack – chloride attack, carbonation, freezing and thawing. Corrosion, Durability requirements as per IS-456, In situ testing of concrete- Penetration and pull out test, rebound hammer test, ultrasonic pulse velocity, core extraction – Principal, applications and limitations.			
Module-4			
Concrete Mix Proportioning Concept of Mix Design with and without admixtures, variables in proportioning and Exposure conditions, Selection criteria of ingredients used for mix design, Procedure of mix proportioning. Numerical Examples of Mix Proportioning using IS-10262:2019.			
Module-5			
Special Concretes RMC- manufacture and requirement as per QCI-RMCPCS, properties, advantages and disadvantages. Self-Compacting concrete- concept, materials, tests, properties, application and typical mix Fiber reinforced concrete - Fibers types, properties, application of FRC. Light weight concrete-material properties and types. Typical light weight concrete mix and applications, materials, requirements, mix proportion and properties of Geo polymer Concrete, High Strength Concrete and High Performance Concrete.			
Course outcomes: After studying this course, students will be able to: <ol style="list-style-type: none"> 1. Relate material characteristics and their influence on microstructure of concrete. 2. Distinguish concrete behavior based on its fresh and hardened properties. 3. Illustrate proportioning of different types of concrete mixes for required fresh and hardened properties using professional codes. 4. Adopt suitable concreting methods to place the concrete based on requirement. 5. Select a suitable type of concrete based on specific application. 			

Question paper pattern:

- The question paper will have ten full questions carrying equal marks.
- Each full question will be for 20 marks.
- There will be two full questions (with a maximum of four sub- questions) from each module.
- Each full question will have sub- question covering all the topics under a module.
- The students will have to answer five full questions, selecting one full question from each module.

Textbooks:

1. Neville A.M. "Properties of Concrete"-4th Ed., Longman.
2. M.S. Shetty, Concrete Technology - Theory and Practice Published by S. Chand and Company, New Delhi.
3. Kumar Mehta. P and Paulo J.M. Monteiro "Concrete-Microstructure, Property and Materials", 4th Edition, McGraw Hill Education, 2014
4. A.R. Santha Kumar, "Concrete Technology", Oxford University Press, New Delhi (NewEdition).

Reference Books:

1. M L Gambir, "Concrete Technology", McGraw Hill Education, 2014.
2. N. V. Nayak, A. K. Jain Handbook on Advanced Concrete Technology, ISBN: 978-81-8487-186-9
3. Job Thomas, "Concrete Technology", CENGAGE Learning, 2015.
4. IS 4926 (2003): Code of Practice Ready-Mixed Concrete [CED 2: Cement and Concrete] Criteria for RMC Production Control, Basic Level Certification for Production Control of Ready Mixed Concrete-BMTPC.
5. Specification and Guidelines for Self-Compacting Concrete, EFNARC, Association House.


H.O.D.
Dept. of Civil Engineering
Alva's Institute of Engg. & Technology
Mijar, Moodbidri - 574 225

B. E. CIVIL ENGINEERING Choice Based Credit System (CBCS) and Outcome Based Education (OBE) SEMESTER - IV			
ADVANCED SURVEYING			
Course Code	18CV45	CIE Marks	40
Teaching Hours/Week(L:T:P)	(3:0:0)	SEE Marks	60
Credits	03	Exam Hours	03
Objectives: This course will enable students to 1. Apply geometric principles to arrive at solutions to surveying problems. 2. Analyze spatial data using appropriate computational and analytical techniques. 3. Design proper types of curves for deviating type of alignments. 4. Use the concepts of advanced data capturing methods necessary for engineering practice			
Module-1			
Theodolite Survey and Instrument Adjustment: Theodolite and types, Fundamental axes and parts of Transit theodolite, uses of theodolite, Temporary adjustments of transit theodolite, measurement of horizontal and vertical angles, step by step procedure for obtaining permanent adjustment of Transit theodolite. Trigonometric Levelling: Trigonometric leveling (heights and distances-single plane and double plane methods).			
Module-2			
Tacheometry: Basic principle, types of tacheometry, distance equation for horizontal and inclined line of sight in fixed hair method, problems. Geodetic Surveying: Principle and Classification of triangulation system, Selection of base line and stations, Orders of triangulation, Triangulation figures, Reduction to Centre, Selection and marking of stations.			
Module-3			
Curve Surveying: Curves – Necessity – Types, Simple curves, Elements , Designation of curves, Setting out simple curves by linear methods (numerical problems on offsets from long chord & chord produced method), Setting out curves by Rankines deflection angle method (Numerical problems). Compound curves, Elements, Design of compound curves, Setting out of compound curves (numerical problems). Reverse curve between two Parallel straights (numerical problems on Equal radius and unequal radius). Transition curves Characteristics, numerical problems on Length of Transition curve, Vertical curves & Types – (theory).			
Module-4			
Aerial Photogrammetry Introduction, Uses, Aerial photographs, Definitions, Scale of vertical and tilted photograph (simple problem Ground Co-ordinates (simple problems), Relief Displacements (Derivation), Ground control, Procedure of aerial survey, overlaps and mosaics, Stereoscopes, Derivation Parallax.			
Module-5			
Modern Surveying Instruments Introduction, Electromagnetic spectrum, Electromagnetic distance measurement, Total station, Lidar scanners for topographical survey. Remote Sensing: Introduction, Principles of energy interaction in atmosphere and earth surface features, Image interpretation techniques, visual interpretation. Digital image processing, Global Positioning system Geographical Information System: Definition of GIS, Key Components of GIS, Functions of GIS, Spatial data, spatial information system Geospatial analysis, Integration of Remote sensing and GIS and Applications in Civil Engineering(transportation, town planning).			

Course outcomes: After a successful completion of the course, the student will be able to:

1. Apply the knowledge of geometric principles to arrive at surveying problems
2. Use modern instruments to obtain geo-spatial data and analyse the same to appropriate engineering problems.
3. Capture geodetic data to process and perform analysis for survey problems with the use of electronic instruments;
4. Design and implement the different types of curves for deviating type of alignments.

Question paper pattern:

- The question paper will have ten full questions carrying equal marks.
- Each full question will be for 20 marks.
- There will be two full questions (with a maximum of four sub- questions) from each module.
- Each full question will have sub- question covering all the topics under a module.
- The students will have to answer five full questions, selecting one full question from each module.

Textbooks:

1. B.C. Punmia, "Surveying Vol.2", Laxmi Publications pvt. Ltd., New Delhi.
2. Kanetkar T P and S V Kulkarni , Surveying and Leveling Part 2, Pune Vidyarthi Griha Prakashan,
3. K.R. Arora, "Surveying Vol. 1" Standard Book House, New Delhi.
4. SateeshGopi, Global Positioning System, Tata McGraw Hill Publishing Co. Ltd. New Delhi.

Reference Books:

1. S.K. Duggal, "Surveying Vol. I & II", Tata McGraw Hill Publishing Co. Ltd. New Delhi.
2. R Subramanian, Surveying and Leveling, Second edition, Oxford University Press, New Delhi.
3. David Clerk, Plane and Geodetic Surveying Vol1 and Vol2, CBSpublishers
4. B Bhatia, Remote Sensing and GIS, Oxford University Press, New Delhi.
5. T.M Lillesand, R.W Kiefer,. and J.W Chipman, Remote sensing and Image interpretation , 5th edition, John Wiley and SonsIndia
6. James M Anderson and Adward M Mikhail, Surveying theory and practice, 7th Edition, Tata McGraw HillPublication.
7. Kang-tsung Chang, Introduction to geographic information systems, McGraw Hill HigherEducation.


H.O.D.
Dept. of Civil Engineering
Alva's Institute of Engg. & Technology
Mijar, Moodbidri - 574 225

B. E. CIVIL ENGINEERING
Choice Based Credit System (CBCS) and Outcome Based Education (OBE)
SEMESTER - IV

WATER SUPPLY AND TREATMENT ENGINEERING

Course Code	18CV46	CIE Marks	40
Teaching Hours/Week(L:T:P)	(3:0:0)	SEE Marks	60
Credits	03	Exam Hours	03

Course Learning Objectives: This course will enable students to

1. Analyze the variation of water demand and to estimate water requirement for a community.
2. Evaluate the sources and conveyance systems for raw and treated water.
3. Study drinking water quality standards and to illustrate qualitative analysis of water.
4. Design physical, chemical and biological treatment methods to ensure safe and potable water Supply.

Module -1

Introduction: Need for protected water supply. Demand of Water: Types of water demands -domestic demand, industrial, institutional and commercial, public use, fire demand estimation, factors affecting per capita demand, Variations in demand of water, Peak factor.

Design period and factors governing design period. Methods of population forecasting and numerical problems

Module -2

Water Treatment: Objectives, Unit flow diagrams – significance of each unit: Sources and Characteristics of surface and subsurface sources and Suitability. Sampling : Objectives, methods and preservation techniques. Drinking water quality standards as per BIS. Effect of water quality parameters.

Intake structures – types. Factors to be considered in selection of site for intake structures. Aeration process, limitations, types and two film theory.

Module -3

Sedimentation -theory, settling tanks, types and design. Coagulation and flocculation, Clariflocculators (circular and rectangular). theory, types of coagulants, coagulant feeding devices. Jar test apparatus and estimation of coagulants.

Filtration: mechanism, theory of filtration, types of filters: slow sand, rapid sand and pressure filters. Operation, cleaning. Operational problems in filters. Design of slow and rapid sand filter without under drainage system

Module -4

Disinfection: Theory of disinfection. Methods of disinfection with merits and demerits. Chlorination: Break point chlorination and determination of chlorine demand. Estimation of quantity bleaching powder.

Miscellaneous treatment Process: Softening: Lime soda and Zeolite process. Estimation of Hardness. Fluoridation and De-fluoridation, Nalagonda Technique. RO and Nano filtration process with merits and demerits.

Module -5

Collection and Conveyance of water: Types of pumps with working principles and numerical Problems. Design of the economical diameter for the rising main.

Pipe appurtenances, Valves, Fire hydrants and different Pipe materials with their advantages and disadvantages. Factors affecting selection of pipe material.


Distribution system: Methods: Gravity, Pumping and Combined gravity and pumping system. Types of Distribution system. Service reservoirs and their capacity determination plant units and distribution system with population forecasting for the given city.

Course Outcomes: After studying this course, students will be able to:

1. Estimate average and peak water demand for a community.
2. Evaluate available sources of water, quantitatively and qualitatively and make appropriate choice for a community.
3. Evaluate water quality and environmental significance of various parameters and plan suitable treatment system.
4. Design a comprehensive water treatment and distribution system to purify and distribute water to the required quality standards.

B. E. CIVIL ENGINEERING Choice Based Credit System (CBCS) and Outcome Based Education (OBE) SEMESTER - IV			
ENGINEERING GEOLOGY LABORATORY			
Course Code	18CVL47	CIE Marks	40
Teaching Hours/Week(L:T:P)	(0:2:2)	SEE Marks	60
Credits	02	Exam Hours	03
Course Learning Objectives: This course will enable students <ol style="list-style-type: none"> 1. To expose the students to identify the minerals and rocks based on their inherent properties and uses in civil engineering, 2. To educate the students in the interpretation of the geological maps related to civil engineering projects. 3. Students will learn the dip and strike, thickness of strata, Bore hole problems related to geological formation related to foundation, tunnels, reservoirs and mining. 4. Students will understand the Field knowledge by visiting the site like problems Faults, Folds, Joints, Unconformity etc. 			
Experiments			
1. Physical properties of minerals: Identification of <ol style="list-style-type: none"> i. Rock Forming minerals - Quartz group, Feldspar group, Garnet group, Mica group & Talc, Chlorite, Olivine, Asbestos, Calcite, Gypsum, etc ii. Ore forming minerals- Magnetite, Hematite, Pyrite, Pyralusite, Graphite, Chromite, etc 			
2. Engineering Properties of Rocks: Identification of <ol style="list-style-type: none"> i. Igneous rocks- Types of Granites, Dolerite, Granite Porphyry, Basalt, Pumice etc ii. Sedimentary rocks- Sandstone, Lime stone, Shale, Laterite, Breccia etc iii. Metamorphic rocks- Gneiss, Slate, Schist, Marble, Quartzite etc 			
3. Borehole problems: Determination of subsurface behavior of rocks, their attitude related to foundation, tunnels, reservoirs and mining. Triangular and Square methods. (2 methods)			
4. Dip and Strike problems. Determine Apparent dip and True dip. (2 methods)			
5. Calculation of Vertical, True thickness and width of the outcrops. (3 methods)			
6. Study of Toposheets and Interpretation, Extraction of Drainage Basin and its Morphometric Analysis. (3Toposheets)			
7. Interpretation and drawing of sections for geological maps showing tilted beds, faults, unconformities etc. (10 Maps)			
8. Interpretation of Satellite Images. (2 Satellite images)			
9. Field work– To identify Minerals, Rocks, Geomorphology and Structural features with related to the Civil Engineering projects.			
Course outcomes: During this course, students will develop expertise in; <ol style="list-style-type: none"> 1. The students able to identify the minerals, rocks and utilize them effectively in civil engineering practices. 2. The students will interpret and understand the geological conditions of the area for implementation of civil engineering projects. 3. The students will interpret subsurface information such as thickness of soil, weathered zone, depth of hard rock and saturated zone by using geophysical methods. 4. The students will learn the techniques in the interpretation of LANDSAT Imageries to find out the lineaments and other structural features for the given area. 5. The students will be able to identify the different structures in the field. 			
Reference Books:			
<ol style="list-style-type: none"> 1. MP Billings, Structural Geology, CBS Publishers and Distributors, New Delhi. 2. B.S. Satyanarayana Swamy, Engineering Geology Laboratory Manual, Dhanpat Rai Sons, New Delhi. 3. LRA Narayan, remote sensing and its applications, UniversityPress. 4. P.K.MUKERJEE, Textbook of Geology, WorldPress Pvt. Ltd., Kolkatta 5. JohnI Plattand John Challinor, Simple Geological Structures,ThomasMurthy&Co, London. 			

B. E. CIVIL ENGINEERING Choice Based Credit System (CBCS) and Outcome Based Education (OBE) SEMESTER - IV FLUID MECHANICS AND HYDRAULIC MACHINES LABORATORY			
Course Code	18CVL48	CIE Marks	40
Teaching ours/Week(L:T:P)	(0:2:2)	SEE Marks	60
Credits	02	Exam Hours	03
Course Learning Objectives: This course will enable students to; <ol style="list-style-type: none"> 1. calibrate flow measuring devices 2. determine the force exerted by jet of water on vanes 3. measure discharge and head losses in pipes 4. understand the fluid flow pattern 			
Experiments: <ol style="list-style-type: none"> 1. Verification of Bernoulli's equation. 2. Determination of Cd for Venturimeter and Orifice meter. 3. Determination of hydraulic coefficients of small vertical orifice. 4. Determination of C_d for Rectangular and Triangular notch 5. Determination of C_d for Ogee and Broad crested weir 6. Determination of C_d for Venturiflume 7. Determination of force exerted by a jet on flat and curved vanes. 8. Determination of efficiency of Pelton wheel turbine 9. Determination of efficiency of Francis turbine 10. Determination of efficiency of Kaplan turbine 11. Determination of efficiency of centrifugal pump 12. Determination of Major Loss in Pipes 13. Determination of Minor losses in pipe due to sudden enlargement, sudden contraction and bend. 			
Course outcomes: During the course of study students will develop understanding of: <ol style="list-style-type: none"> 1. Properties of fluids and the use of various instruments for fluid flow measurement. 2. Working of hydraulic machines under various conditions of working and their characteristics. 			
<ul style="list-style-type: none"> • All experiments are to be included in the examination except demonstration exercises. • Candidate to perform experiment assigned to him. • Marks are to be allotted as per the split up of marks shown on the cover page of answer script. 			
Reference Books: <ol style="list-style-type: none"> 1. Sarbjit Singh , Experiments in Fluid Mechanics - PHI Pvt. Ltd.- New Delhi 2. Mohd. Kaleem Khan, "Fluid Mechanics and Machinery", Oxford University Press 3. Hydraulics and Fluid Mechanics' – Dr. P.N. Modi & Dr S.M. Seth, Standard Book House- New Delhi. 2009 Edition 			


 H.O.D.
 Dept. of Civil Engineering
 Alva's Institute of Engg. & Technology
 Mijar, Moodbidri - 574 225

B. E. CIVIL ENGINEERING
Outcome Based Education (OBE) and Choice Based Credit System (CBCS)
SEMESTER - IV

ADDITIONAL MATHEMATICS - II

(Mandatory Learning Course: Common to All Branches)
 (A Bridge course for Lateral Entry students under Diploma quota to BE/B. Tech programmes)

Course Code	18MATDIP41	CIE Marks	40
Teaching Hours/Week (L:T:P)	(2:1:0)	SEE Marks	60
Credits	00	Exam Hours	03

Course Learning Objectives:

- To provide essential concepts of linear algebra, second & higher order differential equations along with methods to solve them.
- To provide an insight into elementary probability theory and numerical methods.

Module-1

Linear Algebra: Introduction - rank of matrix by elementary row operations - Echelon form. Consistency of system of linear equations - Gauss elimination method. Eigen values and Eigen vectors of a square matrix. Problems.

Module-2

Numerical Methods: Finite differences. Interpolation/extrapolation using Newton's forward and backward difference formulae (Statements only)-problems. Solution of polynomial and transcendental equations - Newton-Raphson and Regula-Falsi methods (only formulae)- Illustrative examples. Numerical integration: Simpson's one

Module-3

Higher order ODE's: Linear differential equations of second and higher order equations with constant coefficients. Homogeneous /non-homogeneous equations. Inverse differential operators.[Particular Integral restricted to $R(x) = e^{ax}, \frac{\sin ax}{\cos ax}, x^n$ for $f(D)y = R(x)$].

Module-4

Partial Differential Equations (PDE's): Formation of PDE's by elimination of arbitrary constants and functions. Solution of non-homogeneous PDE by direct integration. Homogeneous PDEs involving derivative with respect to one independent variable only.

Module-5

Probability: Introduction. Sample space and events. Axioms of probability. Addition & multiplication theorems. Conditional probability, Bayes's theorem, problems.

Course Outcomes: At the end of the course the student will be able to:


- Solve systems of linear equations using matrix algebra.
- Apply the knowledge of numerical methods in modelling and solving of engineering problems.
- Apply the knowledge of numerical methods in modelling and solving of engineering problems.
- Classify partial differential equations and solve them by exact methods.
- Apply elementary probability theory and solve related problems.

Question paper pattern:

- The question paper will have ten full questions carrying equal marks.
- Each full question will be for 20 marks.

Sl. No	Title of the Book	Name of the Author/s	Name of the Publisher	Edition and Year
Textbook				
1	Higher Engineering Mathematics	B.S. Grewal	Khanna Publishers	43 rd Edition, 2015
Reference Books				

1	Advanced Engineering Mathematics	E. Kreyszig	John Wiley & Sons	10 th Edition, 2015
2	Engineering Mathematics Vol. I	Rohit Khurana	Cengage Learning	2015.


 H.O.D.
 Dept. of Civil Engineering
 Alva's Institute of Engg. & Technology
 Mijar, Moodbidri - 574 225

grade. In such a case, the students have to fulfill the requirements during subsequent semester/s to appear for SEE.

(b) These Courses shall not be considered for vertical progression, but completion of the courses shall be mandatory for the award of degree.

Courses prescribed to lateral entry B. Sc degree holders admitted to III semester of Engineering programs

Lateral entrant students from B.Sc. Stream, shall clear the non-credit courses Engineering Graphics and Elements of Civil Engineering and Mechanics of the First Year Engineering Programme. These Courses shall not be considered for vertical progression, but completion of the courses shall be mandatory for the award of degree.

AICTE Activity Points to be earned by students admitted to BE/B. Tech/B. Plan day college programme (For more details refer to Chapter 6, AICTE Activity Point Programme, Model Internship Guidelines):

Over and above the academic grades, every Day College regular student admitted to the 4 years Degree programme and every student entering 4 years Degree programme through lateral entry, shall earn 100 and 75 Activity Points respectively for the award of degree through AICTE Activity Point Programme. Students transferred from other Universities to fifth semester are required to earn 50 Activity Points from the year of entry to VTU. The Activity Points earned shall be reflected on the student's eighth semester Grade Card.

The activities can be spread over the years, anytime during the semester weekends and holidays, as per the liking and convenience of the student from the year of entry to the programme. However, minimum hours' requirement should be fulfilled. Activity Points (non-credit) have no effect on SGPA/CGPA and shall not be considered for vertical progression.

In case students fail to earn the prescribed activity Points, Eighth semester Grade Card shall be issued only after earning the required activity Points. Students shall be admitted for the award of degree only after the release of the Eighth semester Grade Card.


A.D.
Dept. of Civil Engineering
Alva's Institute of Engg. & Technology
Mijar, Moodbidri - 574 225

VISVESVARAYA TECHNOLOGICAL UNIVERSITY, BELAGAVI
Scheme of Teaching and Examination 2018 – 19
Outcome Based Education(OBE) and Choice Based Credit System (CBCS)
(Effective from the academic year 2018 – 19)

Programme: CIVIL ENGINEERING

IV SEMESTER

2 ND SEMESTER												
Sl. No	Course and Course code		Course Title	Teaching Department	Teaching Hours /Week			Examination				Credits
					Theory Lecture	Tutorial	Practical/ Drawing	Duration in hours	CIE Marks	SEE Marks	Total Marks	
1	BSC	18MAT41	Complex Analysis, Probability And Statistical Methods	Mathematics	2	2	--	03	40	60	100	3
2	PCC	18CV42	Analysis of Determinate Structures	Civil Engg.	3	2	--	03	40	60	100	4
3	PCC	18CV43	Applied Hydraulics	Civil Engg.	3	0	--	03	40	60	100	3
4	PCC	18CV44	Concrete Technology	Civil Engg.	3	0	--	03	40	60	100	3
5	PCC	18CV45	Advanced Surveying	Civil Engg.	3	0	--	03	40	60	100	3
6	PCC	18CV46	Water Supply & Treatment Engineering	Civil Engg.	3	0	--	03	40	60	100	3
7	PCC	18CVL47	Engineering Geology Laboratory	Geology	--	2	2	03	40	60	100	2
8	PCC	18CVL48	Fluid Mechanics and Hydraulic Machines Laboratory	Civil Engg.	--	2	2	03	40	60	100	2
9	HSMC	18KVK39/49	Vyavaharika Kannada (Kannada for Communication)/	HSMC	--	2	--	--	100	--	100	1
		OR										
		18KAK39/49	Aadalitha Kannada (Kannada for Administration)									
		OR										
		18CPC39/49	Constitution of India, Professional Ethics and Cyber Law									
TOTAL					17	08	04	24	420	480	900	24
					OR	OR		OR	OR			
					18	10		26	360	540		

Note: BSC: Basic Science, PCC: Professional Core, HSMC: Humanity and Social Science, NCMC: Non-credit mandatory course.

18KVK39/49Vyavaharika Kannada (Kannada for communication) is for non-Kannada speaking, reading and writing students and 18KAK39/49Aadalitha Kannada (Kannada for Administration) is for students who speak, read and write Kannada.

Course prescribed to lateral entry Diploma holders admitted to III semester of Engineering programs

10	NCMC	18MATDIP41	Additional Mathematics - II	Mathematics	02	01	--	03	40	60	100	0
----	------	------------	-----------------------------	-------------	----	----	----	----	----	----	-----	---


(a)The mandatory non – credit courses Additional Mathematics I and II prescribed for III and IV semesters respectively, to the lateral entry Diploma holders admitted to III semester of BE/B. Tech programs, shall attend the classes during the respective semesters to complete all the formalities of the course and appear for the University examination. In case, any student fails to register for the said course/fails to secure the minimum 40 % of the prescribed CIE marks, he/she shall be deemed to have secured F grade. In such a case, the students have to fulfill the requirements during subsequent semester/s to appear for SEE.

(b) These Courses shall not be considered for vertical progression, but completion of the courses shall be mandatory for the award of degree.

Courses prescribed to lateral entry B. Sc degree holders admitted to III semester of Engineering programs

Lateral entrant students from B.Sc. Stream, shall clear the non-credit courses Engineering Graphics and Elements of Civil Engineering and Mechanics of the First Year Engineering Programme. These Courses shall not be considered for vertical progression, but completion of the courses shall be mandatory for the award of degree.

AICTE activity Points: In case students fail to earn the prescribed activity Points, Eighth semester Grade Card shall be issued only after earning the required activity Points. Students shall be admitted for the award of degree only after the release of the Eighth semester Grade Card.


H.O.D.
Dept. of Civil Engineering
Aiva's Institute of Engg. & Technology
Mijar, Moodbidri - 574 225