

03-01-2020

To,

HOD,

Department of Computer Science and Engg.

AIET, Mijar, Moodabidri.

From,

CSE Students team,

Department of Computer Science and Engg.

AIET, Mijar.

Respected sir,

Sub: Request letter for Designing SAW-ERP .

As cited in the above subject, we the students of CSE Team are willing to design and develop SAW-ERP. In this regard we the team of students are requesting your kind permission and guidance.

ERP Team Members

Sl. No	USN	Name
1.	4AL18CS017	C K Chethan
2.	4AL18CS020	D Richard
3.	4AL18CS030	Jyothi B R
4.	4AL18CS032	K S Prajwal
5.	4AL18CS043	Laxman Pundalik B
6.	4AL18CS045	Mohammad Asif
7.	4AL18CS046	M R Jeevan

Thanking You

Chethan

PROJECT TEAM LEADER

Proposal accepted & forwarded to faculty team of consultancy.

[Signature]
H.O.D.
Dept. Of Computer Science & Engineering
Alva's Institute of Engg. & Technology
Mysar, HOODBIDRI - 574 225



Alva's Institute of Engineering & Technology
Shobhavana Campus, Mijar, Moodbidri, D.K - 574225
Phone: 08258-262725, Fax: 08258-262726

05-01-2020

To,

The Principal,

AIET,

Mijar, Moodabidri.

From,

HOD,

Department of Computer Science and Engg.


AIET, Mijar, Moodabidri.

Respected sir,


Sub: Request letter for Designing SAW-ERP By team of CSE Students.

As per our recent conversation, please accept this letter as a formal request letter for your permission to design, and develop saw-erp by CSE students team. The ERP will fulfill the requirements of entire Engineering & MBA streams of the students, faculty and parents. The team of 7 students of CSE will develop the ERP and it will be available in the cloud. And Ms. Shilpa is designated as a faculty coordinator.

Please find attached Requirements, Budget details and module to be included..


HOD
H.O.D.

Dept. Of Computer Science & Engineering
Alva's Institute of Engg. & Technology
Mijar, MOODBIDRI - 574 225


PRINCIPAL

PRINCIPAL
Alva's Institute of Engg. & Technology,
Mijar, MOODBIDRI - 574 225, D.K



Project Requirement

MYSQL & PHP

Cloud for Storage of Data and Software

Domain for Hosting the ERP

Budget Requirement for academic year(2020-2021)

As module for academic year (2020-2021) is only IA marks management, Attendance management amount of data is less ,existing cloud is used for data storage and software.

Budget Requirement for academic year(2021-2022)

Cloud rent- 15000×12 months =180000/-

-
Domain Purchase- 1500/-

Salary for Maintenance Person 15000×12 months =180000/-



Alva's Institute of Engineering & Technology
Shobhavana Campus, Mijar, Moodbidri, D.K – 574225
Phone: 08258-262725, Fax: 08258-262726

Project Title with detail

“Students’ Academic Welfares(SAW)” an ERP

It contains the following modules

Admin, Faculty, HOD, Student.


Were all the Students and faculty related information like faculty detail, student detail, IA marks management, Attendance management, No due management and other necessary details will be managed.

Future Modules to be include are

Dept. Library Management, Dept. stock Management, Event Management, Mentor- Mentees Management.

For the academic year(2020-2021) Students of ERP team will develop IA marks management, Attendance management.

For the academic year(2021-2022) Students of ERP team will develop No due management and other necessary details will be managed.

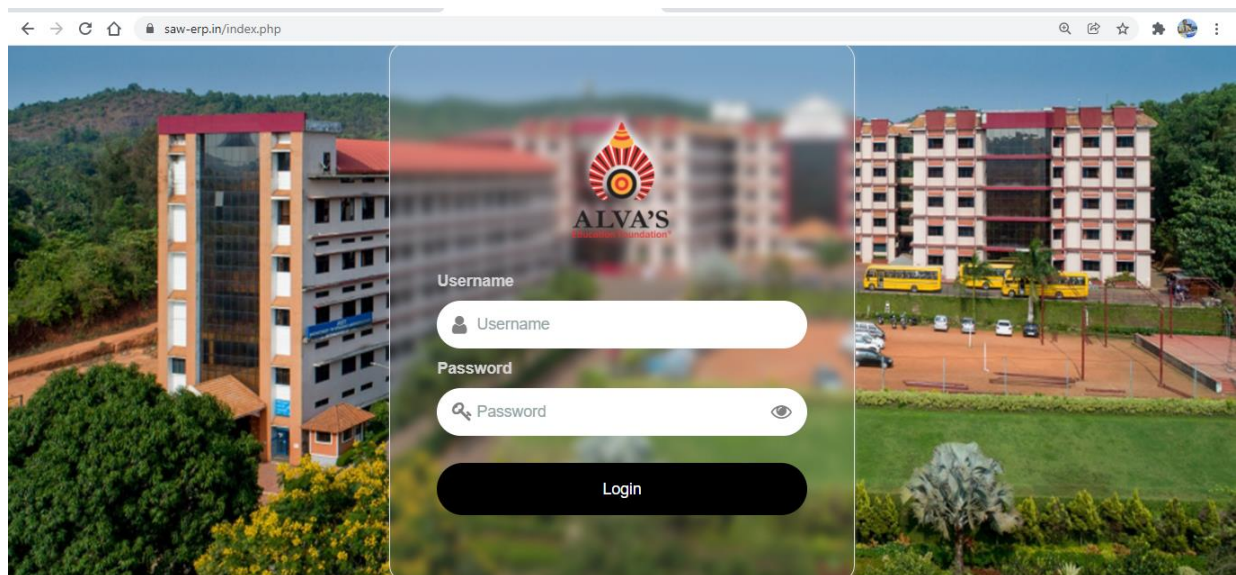


Alva's Institute of Engineering & Technology
Shobhavana Campus, Mijar, Moodbidri, D.K – 574225
Phone: 08258-262725, Fax: 08258-262726

Project proposal on

“Students’ Academic Welfares(SAW)” an ERP

(2020-2021)



BY

Team of Department of Computer Science and engineering

“Students’ Academic Welfares(SAW)” an ERP

Students’ Academic Welfares(SAW)” an ERP for Alva’s Institute of Engineering & Technology, Moodbidri Jan, 2020 .

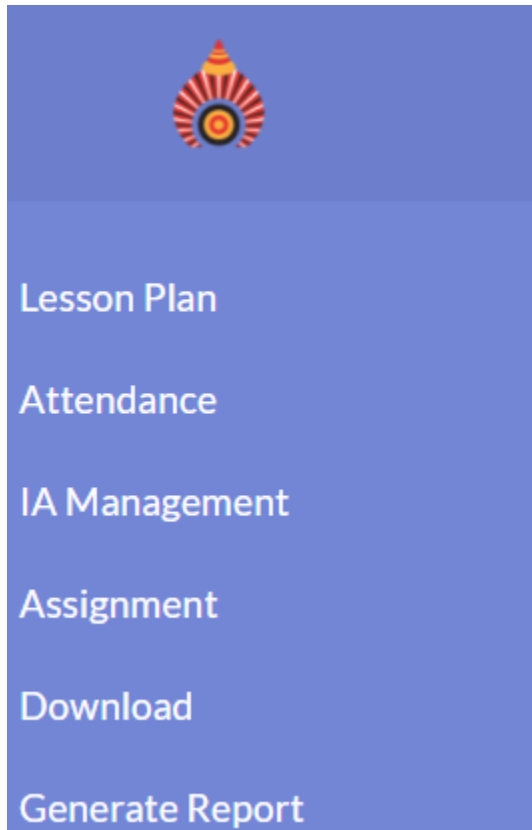
The ERP will help to fulfill the requirements of entire Engineering & MBA streams of the students, faculty and parents. The team of 7 students of CSE will develop the ERP and it will be available in the cloud.


Features available in Faculty login.

Faculty login comprises the following tabs.

1. **Lesson Plan:** It contains the 2 sub tabs viz., Planning & Tracking of Lesson Plan and CO,PO and PSO Mapping by the each faculty. Further, after preparing the lesson plan and CO-PO/PSO mapping faculty can send it to HOD for approval. After the verification HOD can approve/reject the same.
2. **Attendance:** Faculty can mark the attendance of each class and ,,modify the same if required.
3. **IA Management:** Faculty can update the students I.A Test marks immediately after completion of evaluation of the every I.A Test. I.A Marks can be entered in bitwise for the purpose of CO-PO/PSO attainment calculation purpose.
4. **Assignment:** Faculty can assign the assignments for the students and fix the deadlines. The same will be notified in student login.
5. **Download:** In this tab faculty can download the bitwise I.A Marks of the each I.A subjectwise as well as student details of every class.
6. **Generate Report:** This tab provides the consolidated report of each I.A Test and Attendance details of the classwise students.

7. **Mentorship:** Faculty mentors can conduct the meeting and update the mentees details regularly.
8. **Attainment:** Faculty can calculate the CO-PO/PSO attainment w.r.t their course

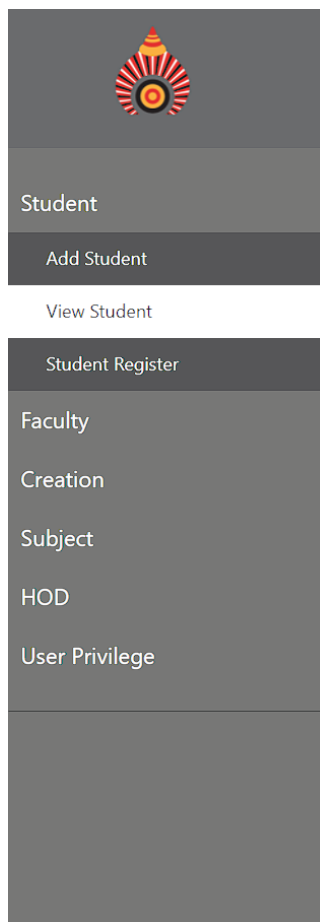




Features available in Department login.

Department login comprises the following tabs.

Department Admin can Add/Modify the student/faculty details, configure the attainment, attendance average, section details, add/delete subjects, faculty subject mapping, configure lab batch, enable feedback systems and download the feedback details from the students.



Features available in student/parent login

The student/parent login comprises the following tabs.

Home: In the Home tab student can update their profile details the same can be viewed by faculty, mentor, HOD and Principal.

IA Marks: Students and parents can view their I.A Test marks and average attendance percentages.

Assignment: Students can view their assignment notification and download as well as submit their assignments through ERP.

Feedback: By using feedback tab, students can give their feedback on curriculum, feedback of faculty, feedback on course(Course End Survey) and final year students can give the feedback on program(Program End Survey).




Home

IA Marks

Assignment

Feedback





Alva's Institute of Engineering & Technology
Shobhavana Campus, Mijar, Moodbidri, D.K - 574225
Phone: 08258-262725, Fax: 08258-262726

ERP Team Members

Faculty Coordinator: Dr. Manjunath Kotari & Ms. Shilpa

Sl. No	USN	Name
1.	4AL18CS017	C K Chethan
2.	4AL18CS020	D Richard
3.	4AL18CS030	Jyothi B R
4.	4AL18CS032	K S Prajwal
5.	4AL18CS043	Laxman Pundalik B
6.	4AL18CS045	Mohammad Asif
7.	4AL18CS046	M R Jeevan

Chethan

Richard

Jyothi B.R

Prajwal


Laxman

Asif

Jeevan

Ref 8/2/22

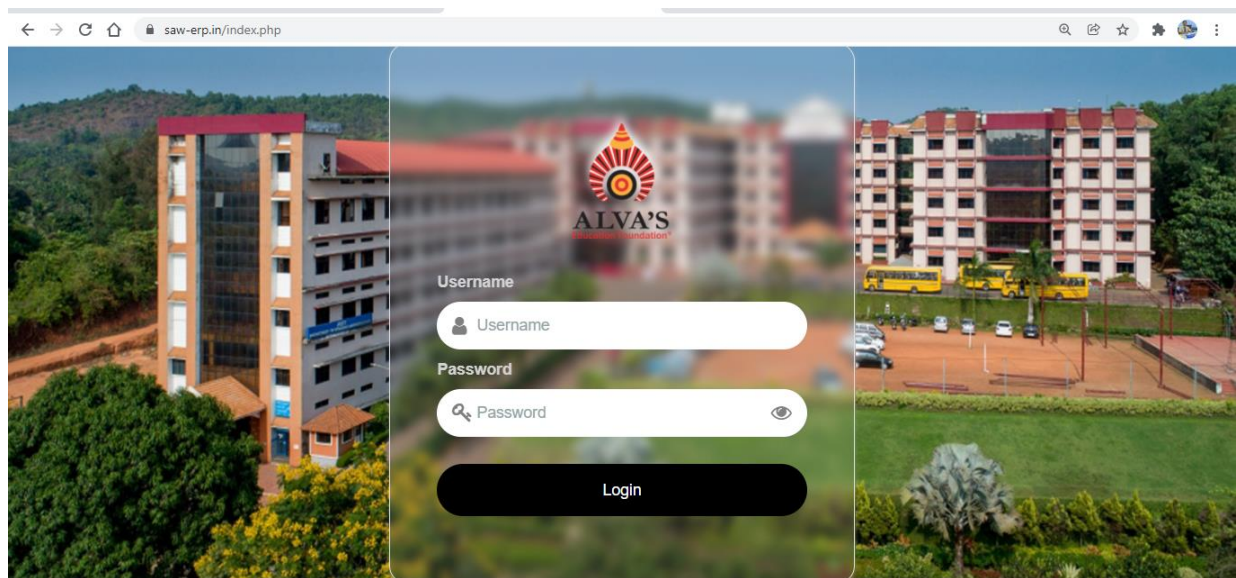
H. O. D.
Dept. Of Computer Science & Engineering
Alva's Institute of Engg. & Technology
Mijar, MOOBBIDRI - 574 225



Alva's Institute of Engineering & Technology
Shobhavana Campus, Mijar, Moodbidri, D.K – 574225
Phone: 08258-262725, Fax: 08258-262726

“Students’ Academic Welfares(SAW)” an ERP

Phase I
(2020-2021)



BY

Team of Department of Computer Science and engineering

“Students’ Academic Welfares(SAW)” an ERP

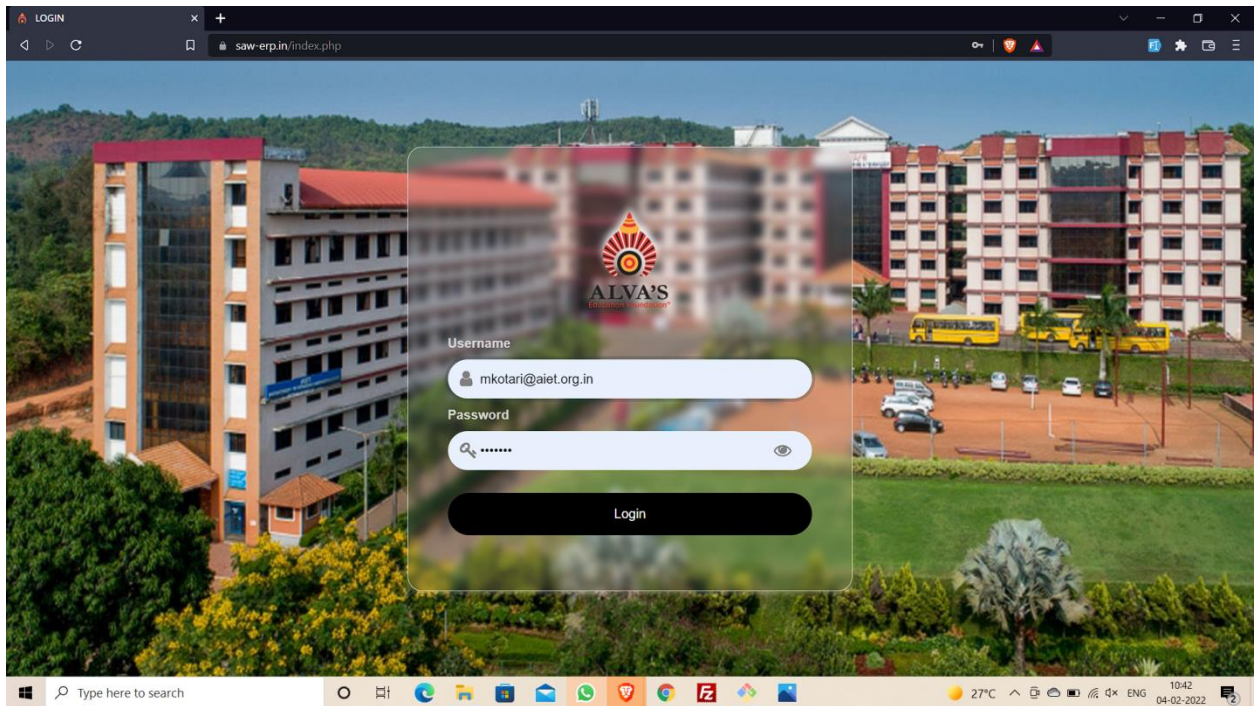
Students’ Academic Welfares(SAW)” an ERP for Alva’s Institute of Engineering & Technology, Moodbidri Aug, 2020 .

Features available in Faculty login.

Faculty login comprises the following tabs.

1. **Lesson Plan:** It contains the 2 sub tabs viz., Planning & Tracking of Lesson Plan and CO,PO and PSO Mapping by the each faculty. Further, after preparing the lesson plan and CO-PO/PSO mapping faculty can send it to HOD for approval. After the verification HOD can approve/reject the same.
2. **Attendance:** Faculty can mark the attendance of each class and „modify the same if required.
3. **IA Management:** Faculty can update the students I.A Test marks immediately after completion of evaluation of the every I.A Test. I.A Marks can be entered in bitwise for the purpose of CO-PO/PSO attainment calculation purpose.
4. **Assignment:** Faculty can assign the assignments for the students and fix the deadlines. The same will be notified in student login.
5. **Download:** In this tab faculty can download the bitwise I.A Marks of the each I.A subjectwise as well as student details of every class.
6. **Generate Report:** This tab provides the consolidated report of each I.A Test and Attendance details of the classwise students.

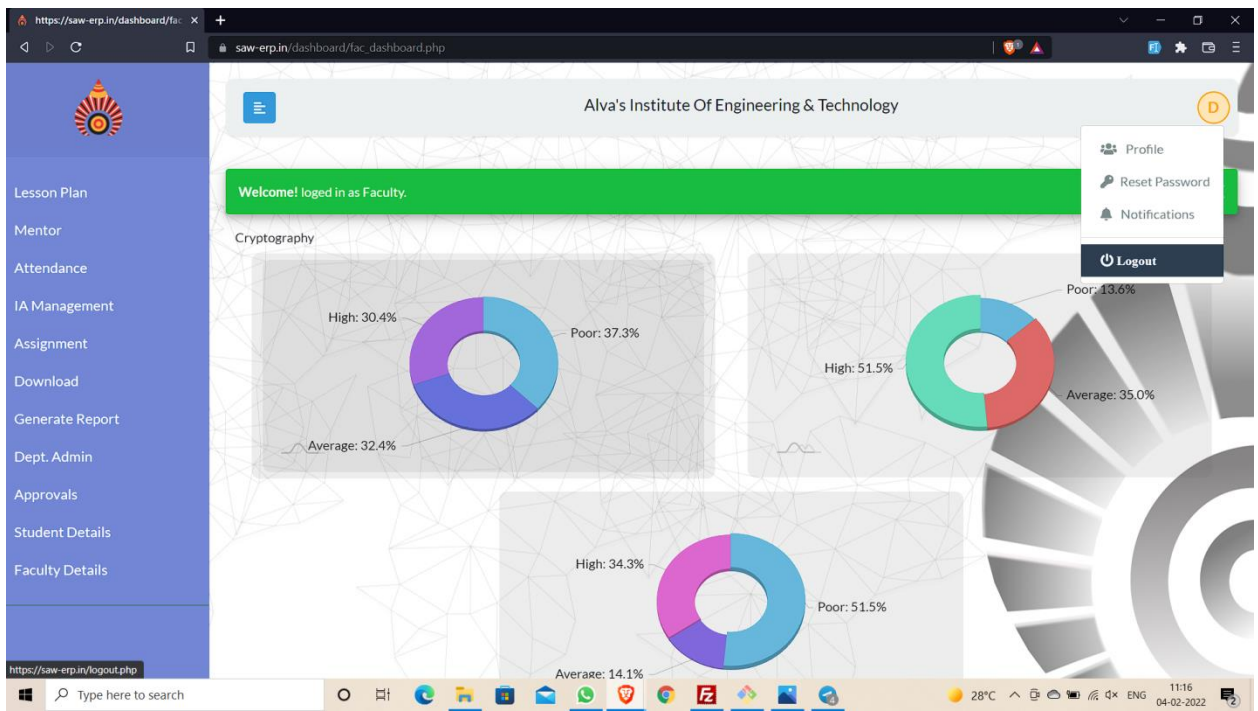
Faculty Login



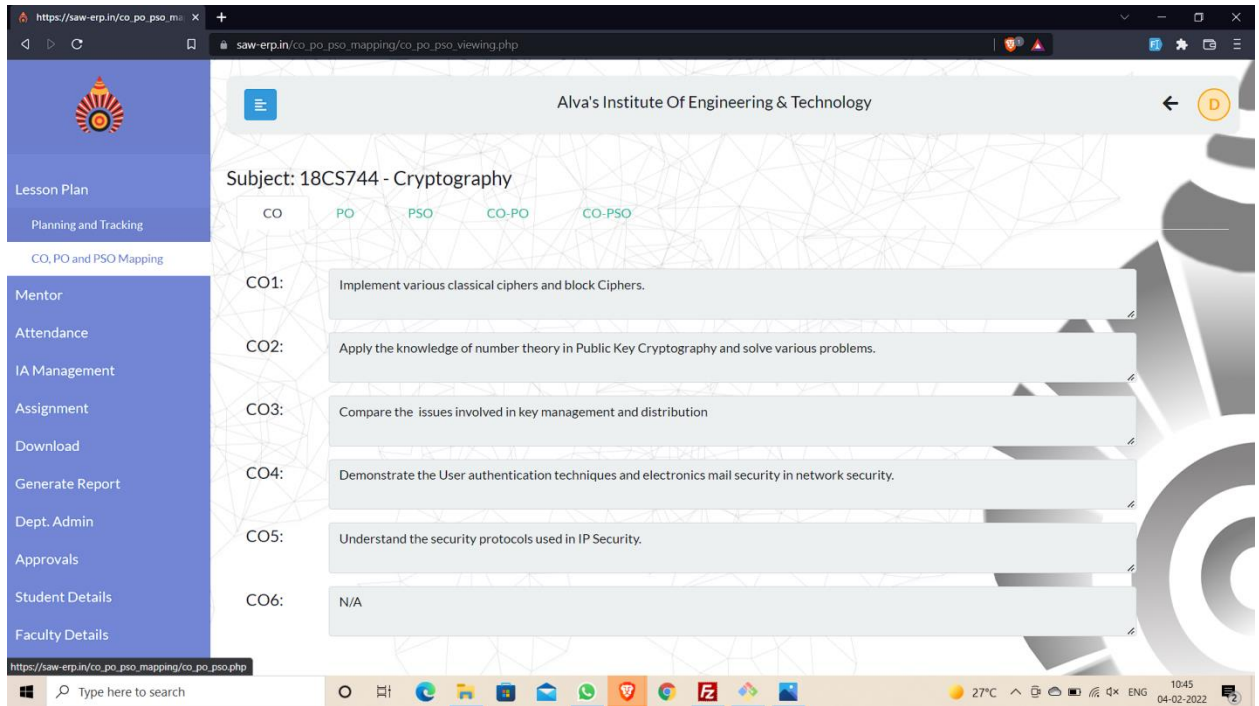
The screenshot shows a web browser window with the URL `saw-erp.in/index.php`. The page features a background image of a large, modern building with a red roof and a green lawn. Overlaid on this is a login form with the Alva's logo at the top. The form contains the following fields and buttons:

- Username:** A text input field containing the email address `mkotari@aiet.org.in`.
- Password:** A password input field with masked characters (dots) and a toggle icon for visibility.
- Login:** A black button with white text.

The browser's taskbar at the bottom shows the Windows search bar, several application icons, and system information including the temperature (27°C), time (10:42), and date (04-02-2022).



Lesson Plan



Alva's Institute Of Engineering & Technology

Subject: 18CS744 - Cryptography

CO	PO	PSO	CO-PO	CO-PSO
CO1:				
CO2:				
CO3:				
CO4:				
CO5:				
CO6:				

CO1: Implement various classical ciphers and block Ciphers.

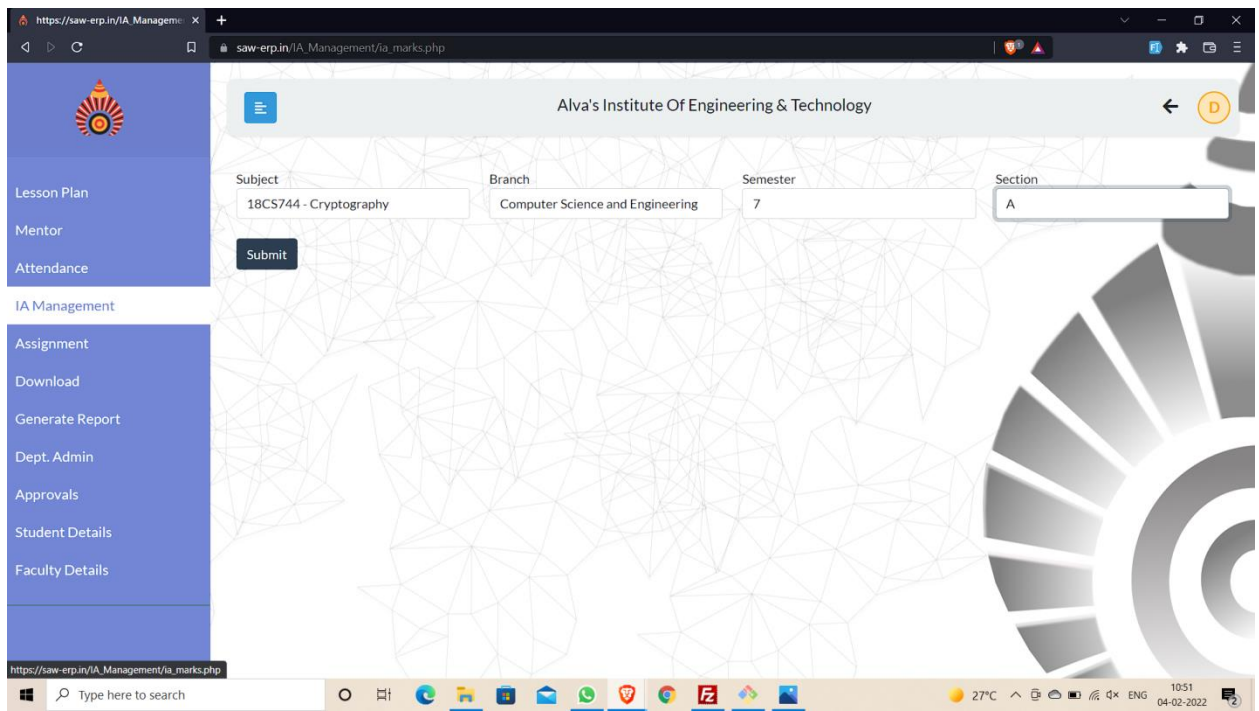
CO2: Apply the knowledge of number theory in Public Key Cryptography and solve various problems.

CO3: Compare the issues involved in key management and distribution

CO4: Demonstrate the User authentication techniques and electronics mail security in network security.

CO5: Understand the security protocols used in IP Security.

CO6: N/A



Alva's Institute Of Engineering & Technology

Subject: 18CS744 - Cryptography

Branch: Computer Science and Engineering

Semester: 7

Section: A

Submit

IA Management

https://saw-erp.in/IA_Management/ia_marks1.php

Alva's Institute Of Engineering & Technology

Subject : 18CS744 - Cryptography

IA I IA II IA III Consolidate External

Set Import Submit

USN	Name	1A	1B	1C	2A	2B	2C	3A	3B	3C
<input checked="" type="checkbox"/> 4AL16CS049	MANI BHUSHAN NADEI	6	N/A	N/A	N/A	N/A	N/A	N/A	N/A	N/A
<input checked="" type="checkbox"/> 4AL18CS001	Abhishek Joshi	N/A	N/A	N/A	3	N/A	N/A	6	N/A	N/A
<input checked="" type="checkbox"/> 4AL18CS002	Abhishek	N/A	N/A	N/A	7	4	N/A	6	8	N/A
<input checked="" type="checkbox"/> 4AL18CS003	Adarsha N Y	7	2	N/A	N/A	N/A	N/A	7	7	N/A
<input checked="" type="checkbox"/> 4AL18CS004	Akash S	N/A	N/A	N/A	3	N/A	N/A	N/A	N/A	N/A
<input checked="" type="checkbox"/> 4AL18CS005	Ambika	N/A	N/A	N/A	7	N/A	N/A	N/A	N/A	N/A

https://saw-erp.in/IA_Management/ia_marks1.php

https://saw-erp.in/IA_Management/ia_marks1.php

Alva's Institute Of Engineering & Technology

Subject : 18CS744 - Cryptography

IA I IA II IA III Consolidate External


Set Import Submit

Set IA-I Marks

1a 7	1a-co Co-1	2a 7	2a-co Co-1
1b 8	1b-co Co-1	2b 8	2b-co Co-1
1c 0	1c-co N/A	2c 0	2c-co N/A
3a 7	3a-co Co-1	4a 7	4a-co Co-1
3b 8	3b-co Co-1	4b 8	4b-co Co-1
3c 0	3c-co N/A	4c 0	4c-co N/A

Close Save changes

https://saw-erp.in/IA_Management/ia_marks1.php



Alva's Institute of Engineering & Technology
Shobhavana Campus, Mijar, Moodbidri, D.K – 574225
Phone: 08258-262725, Fax: 08258-262726

https://saw-erp.in/ia_report_gen... x

saw-erp.in/ia_report_generation/select_semester.php

Alva's Institute Of Engineering & Technology

7

Select Section

Select IA

Submit

Lesson Plan

Mentor

Attendance

IA Management

Assignment

Download

Generate Report

IA Marks

Dept. Admin

Approvals

Student Details

Faculty Details

https://saw-erp.in/ia_report_generation/select_semester.php

Type here to search

27°C 10:57 04-02-2022

Attendance Management

https://saw-erp.in/attendance/... X

saw-erp.in/attendance/Add_Attendance.php

Alva's Institute Of Engineering & Technology

Add Attendance

Lesson Plan
Mentor
Attendance

Mark Attendance
View Attendance
IA Management
Assignment
Download
Generate Report
Dept. Admin
Approvals
Student Details
Faculty Details

USN	Name	2022-02-04 Period 1
4AL16CS049	MANI BHUSHAN NADENDLANADENDLA	●
4AL18CS001	Abhishek Joshi	●
4AL18CS002	Abhishek S HarsoorkarS Harsoorkar	○
4AL18CS003	Adarsha N YN Y	○
4AL18CS004	Akash SS	○
4AL18CS005	Ambika VV	○
4AL18CS007	Anjali Manohar Prabhu	○
4AL18CS008	Anush Ratnakar Shetty	○
4AL18CS009	Anusha KK	○
	Anvitha H MH M	○

Submit

https://saw-erp.in/attendance/Select Attendance_for Adding attendance.php 10

Type here to search

27°C 1048 04-02-2022

https://saw-erp.in/attendance/... X

saw-erp.in/attendance/Select%20Attendance_for_viewingattendance.php

Alva's Institute Of Engineering & Technology

Semester: 7 Section: A Subject: 18CS744 - Cryptograp Branch: Computer Science and Month: Jan Load

Lesson Plan
Mentor
Attendance

Mark Attendance
View Attendance
IA Management
Assignment
Download
Generate Report
Dept. Admin
Approvals
Student Details
Faculty Details

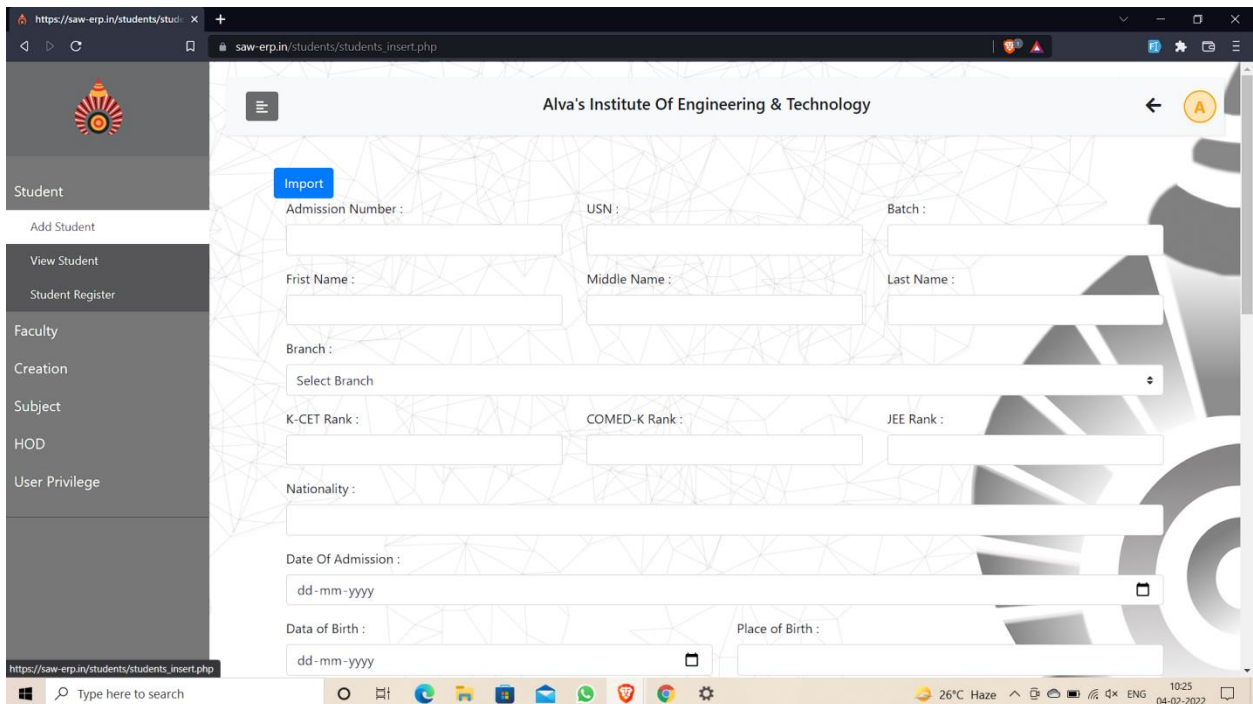
https://saw-erp.in/attendance/Select Attendance_for viewingattendance.php

Type here to search

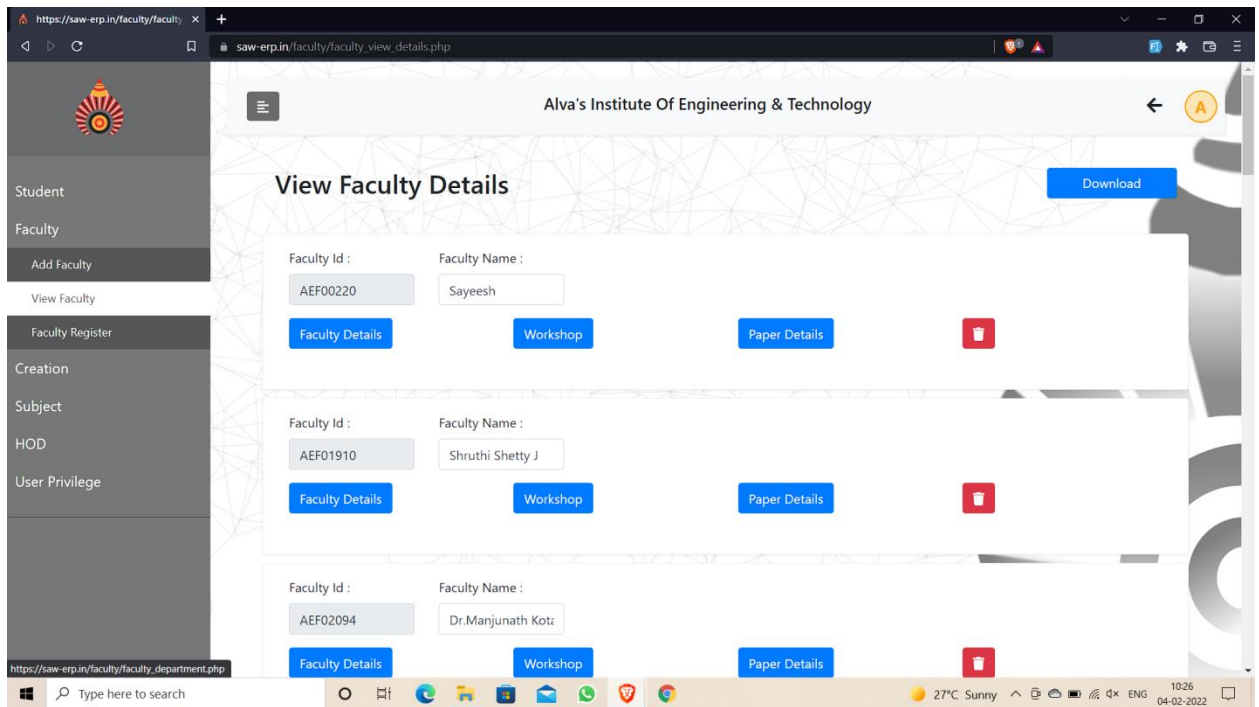
27°C 1048 04-02-2022

Department Admin login.

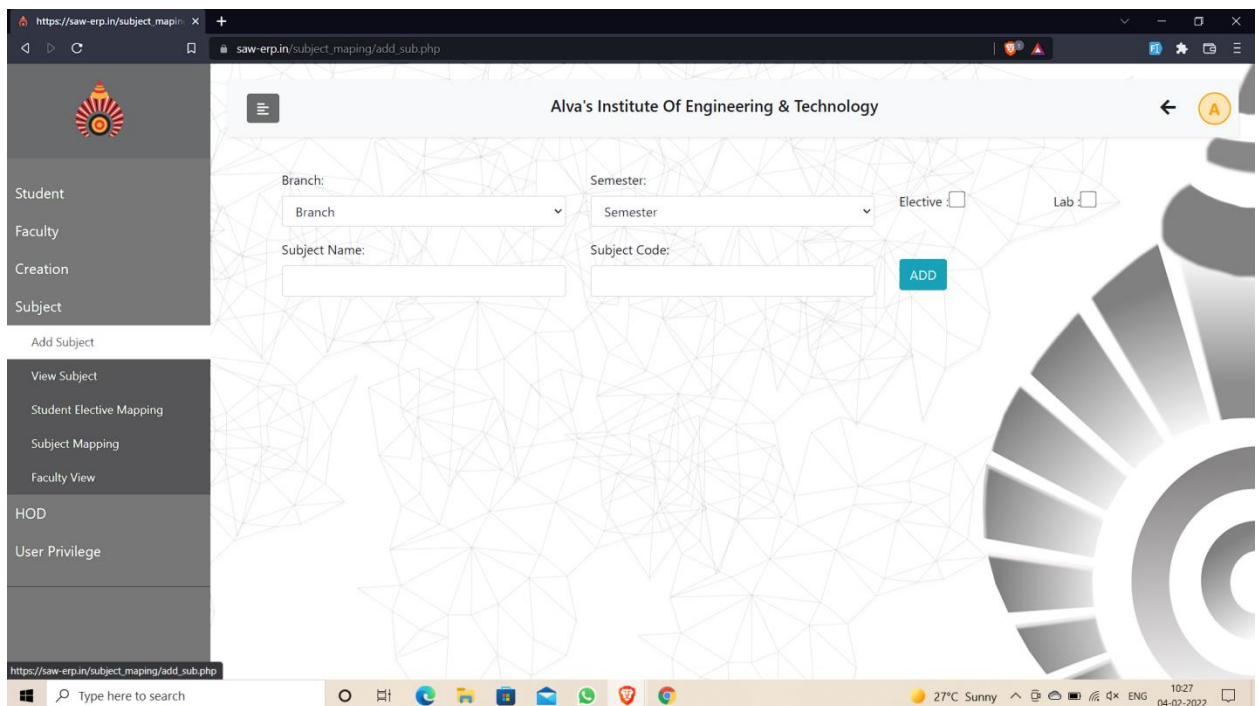
Department Admin can Add/Modify the student/faculty details, configure the attainment, attendance average, section details, add/delete subjects, faculty subject mapping, configure lab batch, enable feedback systems and download the feedback details from the students.



The screenshot shows a web browser window with the URL https://saw-erp.in/students/students_insert.php. The page title is "Alva's Institute Of Engineering & Technology". On the left, there is a sidebar menu with the following options: Student, Add Student, View Student, Student Register, Faculty, Creation, Subject, HOD, and User Privilege. The main content area contains a form for adding a new student. The form includes the following fields: Admission Number, USN, Batch, First Name, Middle Name, Last Name, Branch (a dropdown menu labeled "Select Branch"), K-CET Rank, COMED-K Rank, JEE Rank, Nationality, Date Of Admission (format: dd-mm-yyyy), Date of Birth (format: dd-mm-yyyy), and Place of Birth. There is an "Import" button at the top left of the form. The browser's taskbar at the bottom shows the Windows search bar, several application icons, and system information: 26°C Haze, 1025, and 04-02-2022.



The screenshot shows a web browser window displaying the 'View Faculty Details' page of the Alva's Institute Of Engineering & Technology ERP system. The page has a sidebar menu on the left with options: Student, Faculty, Add Faculty, View Faculty, Faculty Register, Creation, Subject, HOD, and User Privilege. The main content area is titled 'View Faculty Details' and features a 'Download' button. Below the title, there are three faculty entries, each with a form containing 'Faculty Id' and 'Faculty Name' fields, and buttons for 'Faculty Details', 'Workshop', 'Paper Details', and a red trash icon. The first entry shows Faculty Id: AEF00220 and Faculty Name: Sayeesh. The second entry shows Faculty Id: AEF01910 and Faculty Name: Shruthi Shetty J. The third entry shows Faculty Id: AEF02094 and Faculty Name: Dr.Manjunath Koti. The browser's address bar shows the URL 'https://saw-erp.in/faculty/faculty_view_details.php'. The Windows taskbar at the bottom shows the date as 04-02-2022 and the time as 10:26.



The screenshot shows a web browser window displaying the 'Add Subject' page of the Alva's Institute Of Engineering & Technology ERP system. The page has a sidebar menu on the left with options: Student, Faculty, Creation, Subject, Add Subject, View Subject, Student Elective Mapping, Subject Mapping, Faculty View, HOD, and User Privilege. The main content area is titled 'Add Subject' and features a form with fields for 'Branch' (a dropdown menu), 'Semester' (a dropdown menu), 'Subject Name', and 'Subject Code'. There are also checkboxes for 'Elective' and 'Lab'. An 'ADD' button is located to the right of the 'Subject Code' field. The browser's address bar shows the URL 'https://saw-erp.in/subject_mapping/add_sub.php'. The Windows taskbar at the bottom shows the date as 04-02-2022 and the time as 10:27.

The student/parent login comprises the following tabs

Home: In the Home tab student can update their profile details the same can be viewed by faculty, mentor, HOD and Principal.

IA Marks: Students and parents can view their I.A Test marks and average attendance percentages.

Assignment: Students can view their assignment notification and download as well as submit their assignments through ERP.



Home

IA Marks

Assignment

Feedback



Student | Dashboard

saw-erp.in/student_profile/student_login_view.php

Alva's Institute Of Engineering & Technology

043

Home

IA Marks

Assignment

Feedback

IA1 Marks

Subjects	Total	Attendance
18CS71 - Artificial Intelligence and Machine Learning	24	93
18CS72 - Big Data Analytics	0	0
18CS734 - User Interface Design	0	0
18CS744 - Cryptography	16	0
18EC752 - Neural Networks	0	0

IA2 Marks

Subjects	Total	Attendance
18CS71 - Artificial Intelligence and Machine Learning	28	93
18CS72 - Big Data Analytics	0	0
18CS734 - User Interface Design	30	0
18CS744 - Cryptography	17	0
18EC752 - Neural Networks	0	0

IA3 Marks

Type here to search

28°C 11:20 04-02-2022

Student | Dashboard

saw-erp.in/assignment/student_assignment_view.php

Alva's Institute Of Engineering & Technology

043

Home

IA Marks


Assignment

Feedback

No Assignment is given

Type here to search

28°C 11:20 04-02-2022



Alva's Institute of Engineering & Technology
Shobhavana Campus, Mijar, Moodbidri, D.K - 574225
Phone: 08258-262725, Fax: 08258-262726

ERP Team Members

Faculty Coordinator: Dr. Manjunath Kotari & Ms. Shilpa

Sl. No	USN	Name
1.	4AL18CS017	C K Chethan
2.	4AL18CS020	D Richard
3.	4AL18CS030	Jyothi B R
4.	4AL18CS032	K S Prajwal
5.	4AL18CS043	Laxman Pundalik B
6.	4AL18CS045	Mohammad Asif
7.	4AL18CS046	M R Jeevan

Chethan

Richard

Jyothi B.R

Prajwal

Laxman

Asif

Jeevan

Ref 8/8/22
H. O. D.
Dept. Of Computer Science & Engineering
Alva's Institute of Engg. & Technology
Mijar, MOOBBIDRI - 574 225