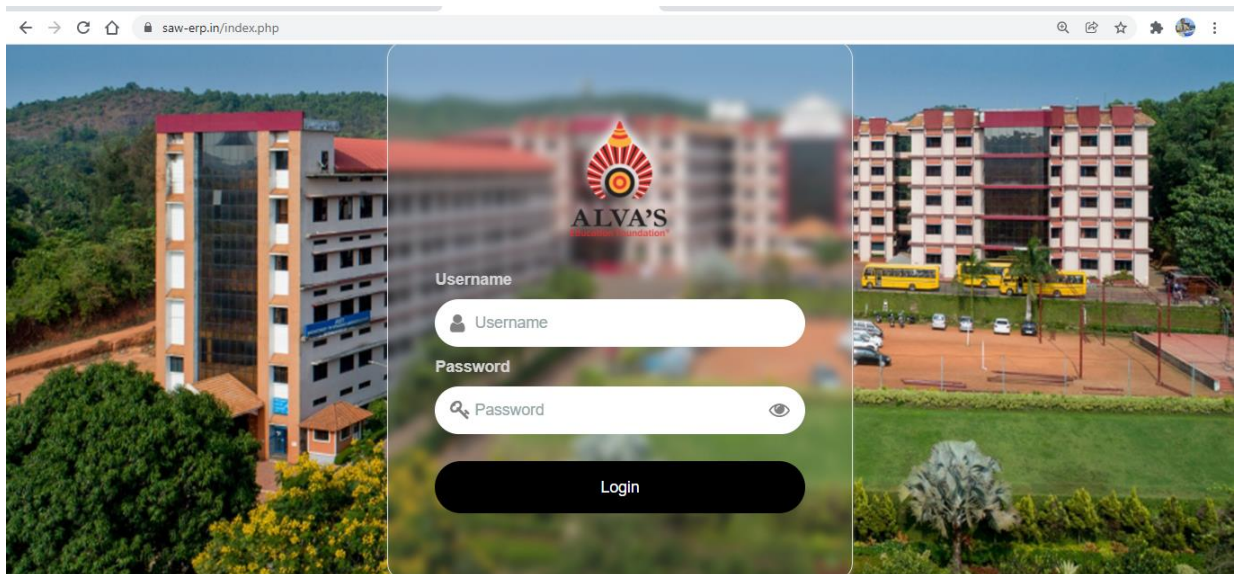


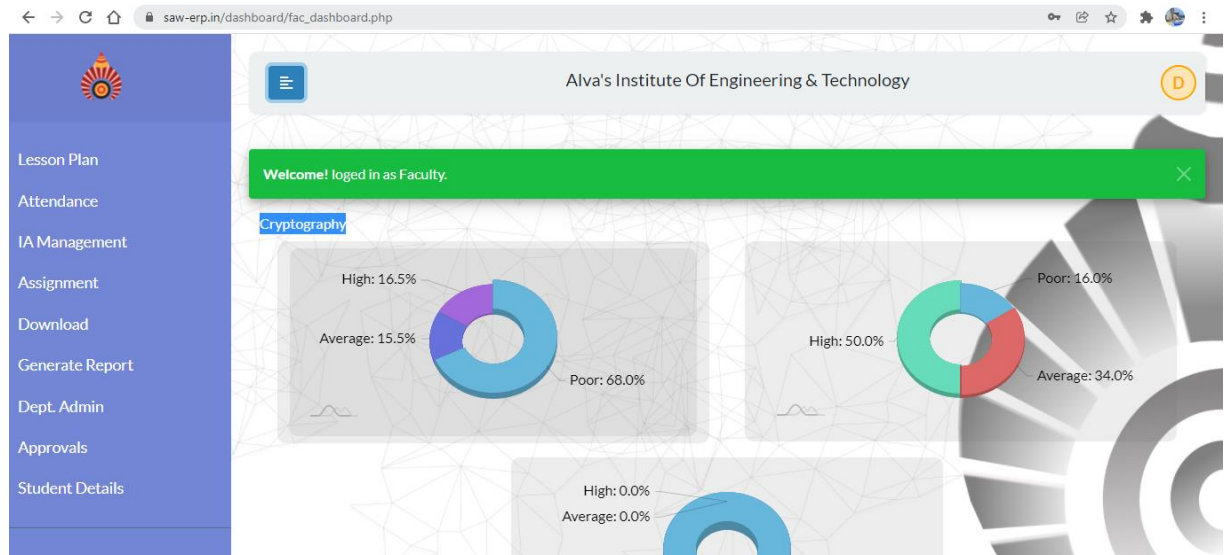
Report on ERP

The ERP has been developed to fulfill the requirements of entire Engineering & MBA streams of the students, faculty and parents. The team of 8 students of Final year CSE were developed the ERP and it is available in the cloud and up and running in the link saw-erp.in



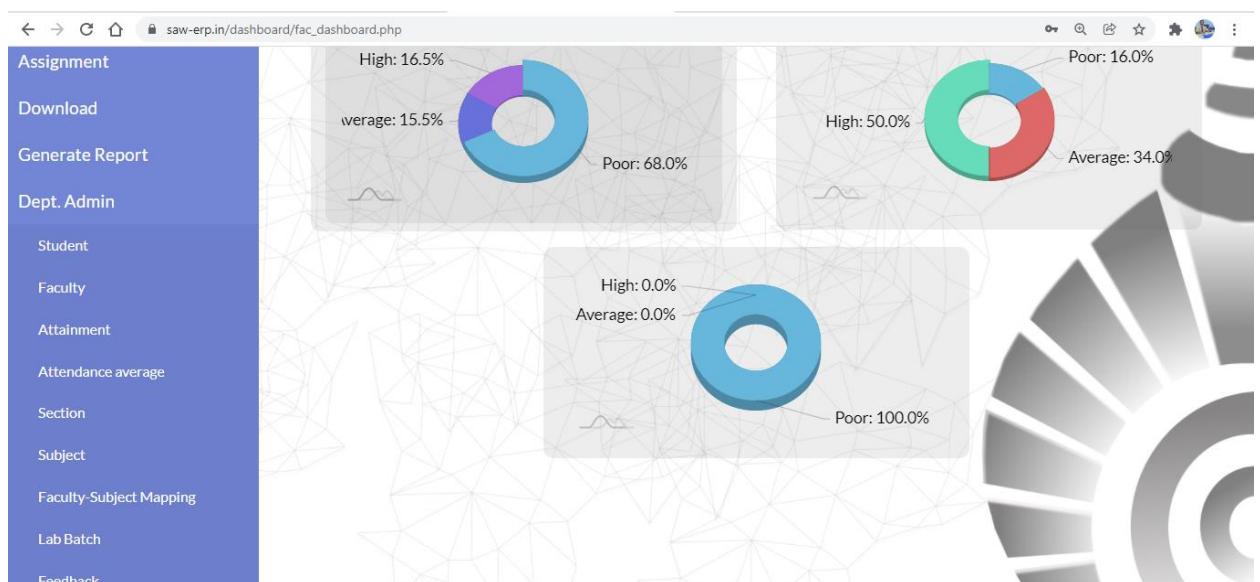
Faculty login comprises the following tabs

1. **Lesson Plan:** It contains the 2 sub tabs viz., Planning & Tracking of Lesson Plan and CO,PO and PSO Mapping by the each faculty. Further, after preparing the lesson plan and CO-PO/PSO mapping faculty can send it to HOD for approval. After the verification HOD can approve/reject the same.
2. **Attendance:** Faculty can mark the attendance of each class and modify the same if required.



Faculty Login

3. **IA Management:** Faculty can update the students I.A Test marks immediately after completion of evaluation of the every I.A Test. I.A Marks can be entered in bitwise for the purpose of CO-PO/PSO attainment calculation purpose.
4. **Assignment:** Faculty can assign the assignments for the students and fix the deadlines. The same will be notified in student login.



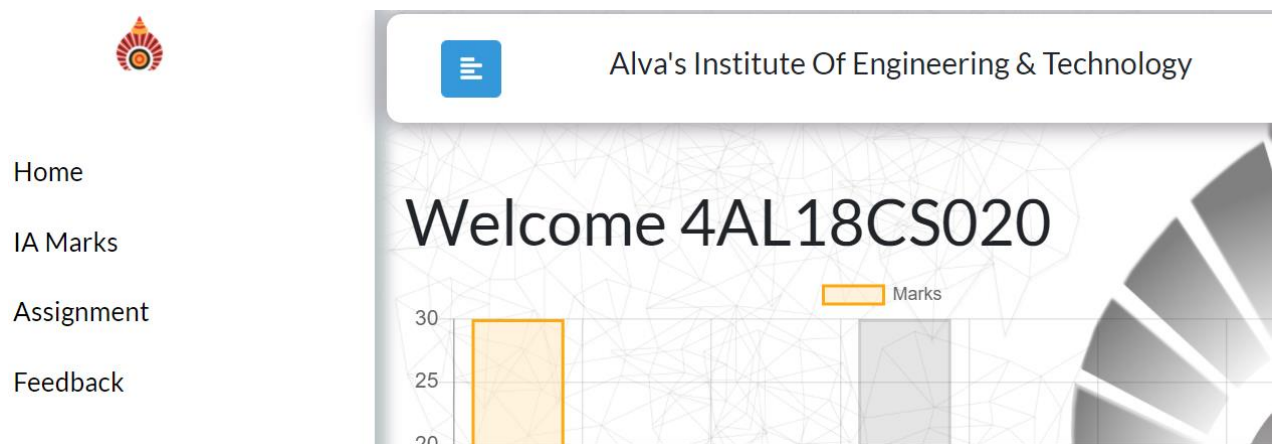
Department Admin Login

5. **Download:** In this tab faculty can download the bitwise I.A Marks of the each I.A subjectwise as well as student details of every class.
6. **Generate Report:** This tab provides the consolidated report of each I.A Test and Attendance details of the classwise students.

7. **Mentorship:** Faculty mentors can conduct the meeting and update the mentees details regularly.
8. **Attainment:** Faculty can calculate the CO-PO/PSO attainment w.r.t their course.

Department Admin can Add/Modify the student/faculty details, configure the attainment, attendance average, section details, add/delete subjects, faculty subject mapping, configure lab batch, enable feedback systems and download the feedback details from the students.

The student/parent login comprises the following tabs.



Student Login

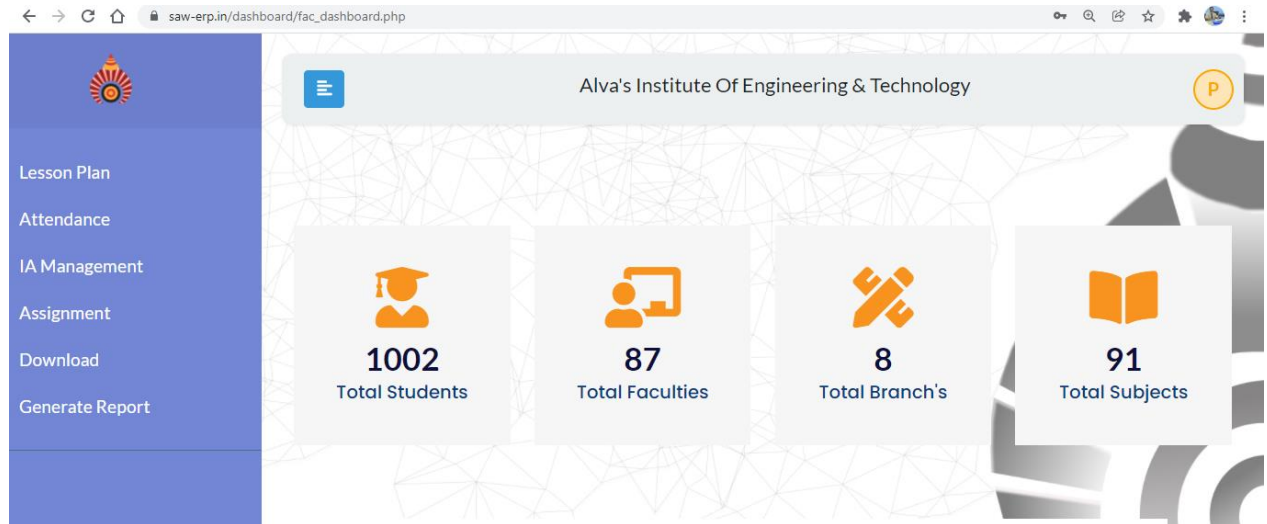
Home: In the Home tab student can update their profile details the same can be viewed by faculty, mentor, HOD and Principal.

IA Marks: Students and parents can view their I.A Test marks and average attendance percentages.

Assignment: Students can view their assignment notification and download as well as submit their assignments through ERP.

Feedback: By using feedback tab, students can give their feedback on curriculum, feedback of faculty, feedback on course(Course End Survey) and final year students can give the feedback on program(Program End Survey).

The HOD and Principal can view the complete students' progress details and faculty details in their desk.



The screenshot shows a web browser displaying the dashboard of Alva's Institute of Engineering & Technology. The browser's address bar shows the URL `saw-erp.in/dashboard/fac_dashboard.php`. The dashboard features a blue sidebar on the left with the following menu items: Lesson Plan, Attendance, IA Management, Assignment, Download, and Generate Report. The main content area has a header with the institute's name and a user profile icon. Below the header, there are four white boxes with orange icons and text: '1002 Total Students' (graduation cap icon), '87 Total Faculties' (person at computer icon), '8 Total Branch's' (crossed wrench and screwdriver icon), and '91 Total Subjects' (open book icon).

Metric	Value
Total Students	1002
Total Faculties	87
Total Branch's	8
Total Subjects	91

Principal Login